

Welcome to Families on Faith Adventures @ Home!

This resource has been put together for you by the United Reformed Church Children's and Youth Work team and the synod CYDOs and their equivalents.

We hope you will enjoy sharing a time of faith and fellowship together as a family through these stories, games, activities and prayers. They are designed as a 'pick and mix' of ways to experience God's message through the Bible, exploring what it means to you and express that in words and action. They are not linked to the lectionary but can be used in any order as we explore all the different parts of the Bible.

The Walking the Way challenges are one way of continuing our walk with Jesus throughout the week.

These ideas are designed to be intergenerational - maybe even to be shared with family or friends via the internet.

The resources are based on our non-uniformed children's groups, Friends on Faith Adventures and Pilots, but have been modified to make them suitable for all families at home.

These activities are planned to be used together as a family and under adult supervision. Please be aware of your family's ages and abilities as some activities may need more adult support than others. **Stay safe and have fun!**

This week's Bible story is:

All Saints

Luke 10 verses 25 - 37



Illustration by: Lambsongs via freebibleimages.org



With many varieties of activities and things to do to help explore the theme. Look out for this 'hands on' symbol.

Get to know your Bible

The Bible is like a library made up of 66 books written by many different people over many years.

The Old Testament books were written before Jesus was born. They are the holy stories he would have grown up hearing and reading. There are 39 of these.

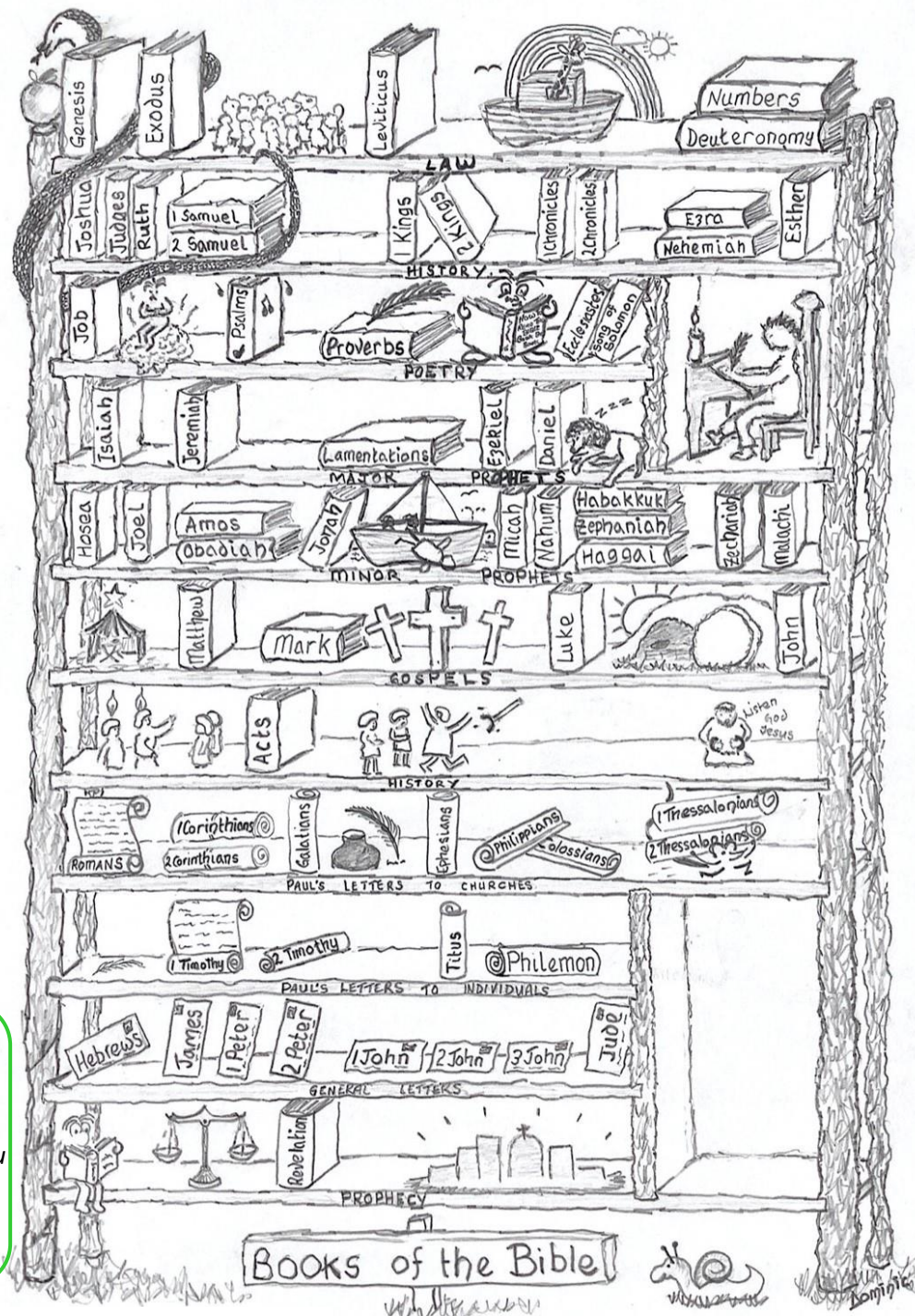
The New Testament tells us the stories of Jesus and his followers. There are 27 books in the New Testament.



Can you find and colour the book on the bookshelf that this week's story is from?

If you have a Bible, see if you can find the story in there.

You could print this out once and colour each new book on the bookshelf as you read stories from it.



Bible context – All Saints

The book of Luke was written around 60 AD by the disciple of the same name. Luke was a doctor before following Jesus, so it's not surprising that he captured this story Jesus told.

Jesus often taught people using Parables, a story about everyday things that help us to think about God and God's kingdom. I wonder what this story can teach us about God and others.

This episode of FOFA@Home is released during All Saints Day and we use this story to ask, 'What does a saint look like?' How can we live well?

The Story – Luke 10 v 25 - 37 (The International Children's Bible)

Then a teacher of the law stood up. He was trying to test Jesus. He said, "Teacher, what must I do to get life forever?"

Jesus said to him, "What is written in the law? What do you read there?"

The man answered, "Love the Lord your God. Love him with all your heart, all your soul, all your strength, and all your mind." Also, "You must love your neighbour as you love yourself."

Jesus said to him, "Your answer is right. Do this and you will have life forever."

But the man wanted to show that the way he was living was right. So he said to Jesus, "And who is my neighbour?"

To answer this question, Jesus said, "A man was going down the road from Jerusalem to Jericho. Some robbers attacked him. They tore off his clothes and beat him. Then they left him lying there, almost dead. It happened that a Jewish priest was going down that road. When the priest saw the man, he walked by on the other side of the road. Next, a Levite came there. He went over and looked at the man. Then he walked by on the other side of the road. Then a Samaritan traveling down the road came to where the hurt man was lying. He saw the man and felt very sorry for him. The Samaritan went to him and poured olive oil and wine on his wounds and bandaged them. He put the hurt man on his own donkey and took him to an inn. At the inn, the Samaritan took care of him. The next day, the Samaritan brought out two silver coins and gave them to the innkeeper. The Samaritan said, 'Take care of this man. If you spend more money on him, I will pay it back to you when I come again.'"

Then Jesus said, "Which one of these three men do you think was a neighbour to the man who was attacked by the robbers?"

The teacher of the law answered, "The one who helped him."

Jesus said to him, "Then go and do the same thing he did!"

Online versions of the story

Watch and listen

Cartoon by Saddleback Kids <https://www.youtube.com/watch?v=osfQg4yKtq8>

Animation by Max7 <https://www.youtube.com/watch?v=a2IFRmTXAk4>

Retold by Max7 and his son (Including the animation above)

<https://www.youtube.com/watch?v=qVbvJ8nZmuk>

The Samaritan Rap by Crossroads Kids <https://www.youtube.com/watch?v=zpqo9xlfcus>

Modern retelling used with gangs in Columbia

<https://www.youtube.com/watch?v=YYjurJyJN7g>

Dance and sing

Be a good Samari-Friend by Ktunez Praise

<https://www.youtube.com/watch?v=JKOOF8u8nqY>

Love god, love your neighbour by Dale Sechrest

<https://www.youtube.com/watch?v=EzaYC6eyKqI>

Shake a friend's hand by Spencersingandsay

<https://www.youtube.com/watch?v=uEB3S33BeR8>

God's love is big by Allstar kid's worship

<https://www.youtube.com/watch?v=ss-gCvdMAMc>

You can reach out with a heart of love by Doug Horley

<https://www.youtube.com/watch?v=K3WhVRC51ls>

Ideas to Retell/Explore the Story

Tell and chat the story

Use whatever method you enjoy and retell the story. You might act it out as a drama, complete with goodies and baddies and fight scenes; or you could use small world play with Lego, or dolls or puppets. Have fun as you retell this story. I wonder what it would look like today?

After you have performed the story, have a discussion about the parable. Who are the people representing today? Who is the man, where is he going? Why is he beaten and who did it? Who were the two people who passed him by and didn't help? Who is the person who did stop and help the man?

Stories of modern day saints


We often use the term saint to describe someone who has put others first, done something great and wonderful for others. Who would we say are examples of saints today? This week go on a Saint Hunt. Listen out for stories of people who you would say are a saint, look in the newspaper for stories of saints. Perhaps you could collect them and create a Saints Gallery. We found it interesting that these stories were often very small and hidden away in the newspaper, we had to look carefully to find them. I wonder why this is?

Saint or not game

Cut out some photos from magazines of famous, popular people and one at a time decide whether you think they should be called a Saint or not and why. You could include pictures or names of people in your family or your friends.

Modern Parables

Contemporary stories that explore the same themes



How to heal a broken wing by Bob Graham


A bird falls to the ground in a busy city, will anyone notice and help it? Someone does, one person notices and decides to help.


<https://www.youtube.com/watch?v=ZRyWc wd4y8s>

The little Engine that could by Watty Piper

A train is in trouble on the tracks and needs help. One by one the big strong engines pass by, who will help the train? Read by Dolly Parton

https://www.youtube.com/watch?v=tT9fv_ELbnE





Rice from Heaven by Tina Cho

A true story telling the story of a girl living in South Korea who is involved in sending rice using balloons to the children who need it in North Korea.

<https://www.youtube.com/watch?v=Tpz8RdANPxc>

Table Top Discussions

Each day over a mealtime, have a quick conversation. Here are a few questions to get you going.

- I wonder what happened to the man who was injured? Did he survive and recover or not? How did it affect him being rescued by a stranger?
- What do you think this story was telling us about God and God's kingdom?
- Jesus was using the story to show what it means to love God and love others. Can you think of examples of where you have seen this in action?
- Why do you think the priest and temple worker didn't help the man? What was stopping them? What stops us from helping people?
- I wonder what the innkeeper thought of what the Samaritan had done? I wonder whether it changed him in any way? How are others affected when they see us helping others?



The United Reformed Church

What's in the box?



families on faith adventures

@ home

What treasures can you find to put in the box for your little ones to explore?

Perhaps older children could help find the things.



Use a box or a bag to hold the treasures and encourage any little ones to explore what's in the box/bag each week to go with the Bible story.

This week's Bible story is:

All Saints

Luke 10 verses 25 - 37



Illustration by: Lambsongs via freebibleimages.org



Toys to represent the other characters in the story: Robbers, Priest, Temple assistant, Samaritan, Inn Keeper



A toy to represent the Jewish man who was robbed

Something with rainbow colours for God's promise



Old plasters or bandages (use out of date ones instead of throwing away)



Some brown cloth to create the rocky landscape of the Jewish man's journey


Pray Together

Newspaper Prayers

Get a copy of your local newspaper.


Go through it slowly and look at the stories in it.

Take time to pray for the people and the situations in the stories, maybe pray for good outcomes from the story, or maybe pray for help in the situation.



Plaster Prayers

Set up an area that can be used to pray for others. As you think of people who need help or are poorly, write their name on a plaster and stick it down as you pray for them. Don't forget to ask God what you can do to help them too.



Adaptation with a teddy/doll and bandages



This can also be done using a teddy or doll. As you wrap the bandages around the teddy you are praying for someone who is sick or needs help. You could also wrap it around your own arm as you pray for others. As you unwrap it, pray that God will help you to show them God's love.

I wonder who you relate to most in this parable? Could it be different on other days?

I wonder what made the Samaritan different to the other two travellers?

I wonder how the man who was robbed felt when the Samaritan helped?



Illustration by CTMI Kids via sundayschoolsources.wordpress.com

I wonder what Jesus was trying to teach when he told this parable? What could we learn?

I wonder how you would react if you saw someone in need? What do you think God is asking us to do?



TO DO TOGETHER...

Good Samaritan Messy Play

Fake wounds

You will need:

- Rice Krispies
- White chocolate
- Red food colouring
- Jam

What you do:

Melt the white chocolate and then mix in red food colouring. Mix in some Rice Krispies. Place the mixture onto some clingfilm and add some jam into the middle.

Place the cling film onto your arm and arrange the Krispies cake into a nasty looking scar. Now you can really pick and eat your scars.

Think about the wounds which the man in the story had and how the Samaritan helped him by bandaging them up and taking him to a safe place to get better. Why not practice your bandaging skills once you have made your fake wounds, or play a game with toilet paper, by bandaging up your friends?



Healing balm

You will need:

- 2 tbsp coconut oil
- 4 drops lavender essential oil
- 4 drops peppermint essential oil
- Optional: 1-2 tsp beeswax pellets

What you do:

In a small double boiler, or in a bowl over gently boiling water, melt the coconut oil (and beeswax, if using) just until liquified, then add the essential oils, one at a time.

Mix the oils together thoroughly, then pour into a small jar.

Put the mixture in the fridge to solidify.

Apply to minor cuts and scrapes, and then apply a bandage, if needed.

Store in a cool location because the salve can melt in hot temperatures, especially if not using the beeswax.

The man in our story needed some healing balm to help him recover from the attack, think of the people you know who need healing just now.

Some essential oils and how they help healing:

Lavender - relieves stress

Chamomile - is a natural antibiotic, can reduce acne, and reduces inflammation

Tea Tree - apply tea tree oil to bug bites or small cuts or burns to aid in holistic healing

Sandalwood - reduces inflammation and muscle aches, helps relieve coughing, and clears nasal mucous

Peppermint - is known to reduce nausea and aid in digestion. Its cooling nature helps to relieve skin irritations, and its strong smell helps awaken the mind and sharpen focus



Stained Glass windows

You will need:

- Tissue paper or sweet wrappers
- Sheet of card



What you do:

Cut out your window from the template or make your own.

Cut out the shapes and then cover them with coloured tissue or sweet wrappers.



Many churches have stained glass windows with Saints in. Display yours in the window for everyone to see. Display your stained-glass window in your home, to remind you to be a helping hand to those in need.





The
United
Reformed
Church

Walking the Way

Living the life of Jesus today

**Our Walking the Way Challenge
this time is...**

**families
on faith adventures**

at home

At Home:

Consider how you love God, reflecting on how this impacts how you are towards others. Think about how you love others, and what this really means for how we live our lives.

Outside:

When you are out and about, be intentional with noticing other people. Notice them, see them, and identify if they need any help. Then act on this, offering to help people you see who are in need. Just offering, even if your offer is not accepted, is still a gift and shows them they were noticed.

For Others:

Think of a specific person you know who you could help and you could 'go the extra mile' for. Like the Good Samaritan went the extra mile, think about what you could do and put your thoughts into action.



The
United
Reformed
Church

**families
on faith adventures**

at home

Adventurers Go!

You've shared together, now share with us!

Why not send photos of your crafts, your treasure boxes, your Walking the Way challenges - or dress up to make a tableau of the Big Story and take a photo to send in.

Email your photos to: lorraine.webb@urc.org.uk
with parental permission for them to be used in publicity and online URC social media.

Alternatively, share them on our Facebook page
<https://www.facebook.com/URCchildren.and.youth/>

Remember you can find more resources on our website:
<https://urc.org.uk/resources-for-children-and-youth>

And if you've enjoyed these activities, why not see whether your local church runs Pilots or Friends on Faith Adventures (FOFA) when things get back to normal again.

Created for you by Nicola Grieves (Eastern Synod), Judy Harris (National Synod of Wales), Hannah Middleton (Northern Synod), Philip Ray (Wessex Synod, North), Lorraine Webb (Programme Officer for CYW), and Ruth White (Wessex Synod, South) on behalf of the CYDO+ and Children's and Youth Work team and Pilots.



The
United
Reformed
Church