

Welcome to Families on Faith Adventures @ Home!

This resource has been put together for you by the United Reformed Church Children's and Youth Work team and the synod CYDOs and their equivalents.

We hope you will enjoy sharing a time of faith and fellowship together as a family through these stories, games, activities and prayers. They are designed as a 'pick and mix' of ways to experience God's message through the Bible, exploring what it means to you and express that in words and action. They are not linked to the lectionary but can be used in any order as we explore all the different parts of the Bible.

The Walking the Way challenges are one way of continuing our walk with Jesus throughout the week.

These ideas are designed to be intergenerational - maybe even to be shared with members of the family you can't see now except via the internet.

The resources are based on our non-uniformed children's groups, Friends on Faith Adventures and Pilots, but have been modified to make them suitable for all families at home.

These activities are planned to be used together as a family and under adult supervision. Please be aware of your family's ages and abilities as some activities may need more adult support than others. **Stay safe and have fun!**

This week's Bible story is:

All In!

Acts 10 v 9 - 17, 24 - 28, 34 - 35



Illustration by
Sweet Publishing / FreeBibleimages.org



With many varieties of activities and things to do to help explore the theme. Look out for this 'hands on' symbol.

Get to know your Bible

The Bible is like a library made up of 66 books written by many different people over many years.

The Old Testament books were written before Jesus was born. They are the holy stories he would have grown up hearing and reading. There are 39 of these.

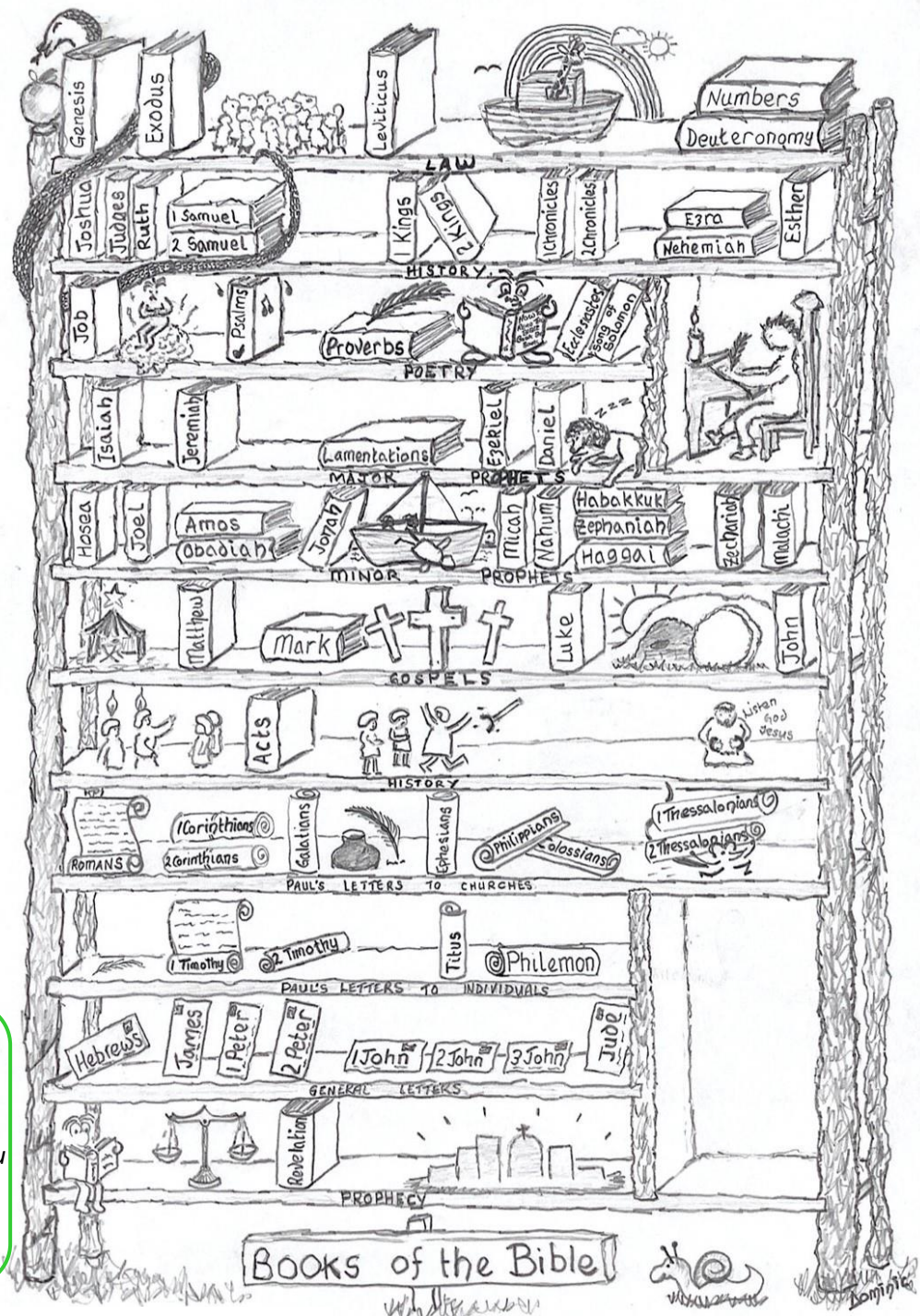
The New Testament tells us the stories of Jesus and his followers. There are 27 books in the New Testament.



Can you find and colour the book on the bookshelf that this week's story is from?

If you have a Bible, see if you can find the story in there.

You could print this out once and colour each new book on the bookshelf as you read stories from it.



Bible context – All In

The book of Acts was written by Luke around 60 AD and tells the stories of how the Christian church began after Jesus went back to heaven. It follows the stories of some of the first apostles and how they began to tell Jesus' story to others.

The first twelve chapters follow the work of Peter (Jesus' disciple) who was a Jew who began teaching the Gentiles (Non-Jews). In this passage we see how God speaks to Peter about how God has made all things and people and does not discriminate.

The Story – Acts 10 v 9 – 17, 24 – 28, 34 - 35 (The International Children's Bible)

The next day as they came near Joppa, Peter was going up to the roof to pray. It was about noon. Peter was hungry and wanted to eat. But while the food was being prepared, he had a vision. He saw heaven opened and something coming down. It looked like a big sheet being lowered to earth by its four corners. In it were all kinds of animals, reptiles, and birds. Then a voice said to Peter, "Get up, Peter; kill and eat."

But Peter said, "No, Lord! I have never eaten food that is unholy or unclean."

But the voice said to him again, "God has made these things clean. Don't call them 'unholy'!" This happened three times. Then the sheet was taken back to heaven.

While Peter was wondering what this vision meant, the men Cornelius sent had found Simon's house. They were standing at the gate.

On the following day they came to Caesarea. Cornelius was waiting for them. He had called together his relatives and close friends. When Peter entered, Cornelius met him. He fell at Peter's feet and worshiped him. But Peter helped him up, saying, "Stand up! I too am only a man." Peter went on talking with Cornelius as they went inside. There Peter saw many people together. He said, "You people understand that it is against our Jewish law for a Jew to associate with or visit anyone who is not a Jew. But God has shown me that I should not call any person 'unholy' or 'unclean.'"

Peter began to speak: "I really understand now that to God every person is the same. God accepts anyone who worships him and does what is right. It is not important what country a person comes from."

Online versions of the story

Watch and listen

Peter and Cornelius animation by The Gospel Project

<https://www.youtube.com/watch?v=xKU9MyuGrj0>

Read along story video by Bible for Kids <https://www.youtube.com/watch?v=THfHM84byqA>

Don't put people in boxes by Newhope Church (worth a watch)

<https://www.youtube.com/watch?v=zRwt25M5nGw>

Short Film Inclusion makes the world more vibrant by Uniting

<https://www.youtube.com/watch?v=QXY5TyCUTlo>

Jesus loves everyone animation by Crossroad Kids

<https://www.youtube.com/watch?v=C8ypf0wR6A0>

Dance and sing

Big Family of God by Nick and Becky Drake

<https://www.youtube.com/watch?v=Rawq3usrzsE>

God's Love is big by Pulse Ministries <https://www.youtube.com/watch?v=-IFSTnFMN0g>

Children of God by Saddleback Kids <https://www.youtube.com/watch?v=EtzyFCHOBQU>


I am a child of God by LifeKids <https://www.youtube.com/watch?v=s5MeNT1GEAI>

Love Everybody by North Point Kids <https://www.youtube.com/watch?v=DVMnmu51zfU>

Ideas to Retell/Explore the Story


Modern Parables

There are many wonderful stories that have been written to explore the themes of today's passage. Here are a few to choose from. Enjoy them together to get the discussion going.




We're all wonders by R.J. Palacio

<https://www.youtube.com/watch?v=IWOuoaAtXGE>



You are Special by Max Lucado

<https://www.youtube.com/watch?v=15QuHygLwFU>




A Rainbow of friends by P.K Hallinan

<https://www.youtube.com/watch?v=jFvO4LcmYI8>



The day the Crayons quit by Drew Daywalt and Oliver Jeffers

<https://www.youtube.com/watch?v=489micE6eHU>



What colour is love by Linda Strachan and David Wojtowycz

<https://www.youtube.com/watch?v=XrXYyAFssJ4>



All are welcome by Alexandra Penfold and Suzanne Kaufman

<https://www.youtube.com/watch?v=rJDKgo4arIs>

Games and Activities

The following games and activities help us to explore differences and begin conversations around celebrating diversity.

Guess Who?

A classic game where you have to ask questions to find out who the other team member has chosen. It can be played in a group without the board game and works really well on Zoom too.

Encourage everyone to get dressed up to make the questions more fun e.g. are they wearing a silly hat? Then the 'leader' chooses one person and writes their name on a card, keeping it hidden. The whole group then ask questions to try to figure out who has been chosen.

Mirroring game

Any simple games in pairs or three's where you take turns to mirror each other's movements; these games offer a good opportunity to explore how hard it is to be the same. Also works well in large groups and on Zoom.

Fruit bowl game

A table top activity to explore noticing differences. Have a bowl of one type of fruit on the table (or any objects that are all the same e.g. buttons). Everyone chooses one item. You then have a set time to study your item closely. Then place the items all together again. How easy is it to find your item? How can you be totally sure it is yours?

Table Top Discussions

Each day over a mealtime, have a quick conversation. Here are a few questions to get you going.

- What does it look like when all are welcome and treated with love?
- Why do you think God made people so different?
- What are the barriers that you see around you, that stop others from being welcome? What can you do to break down barriers?
- What is the best thing about diversity and what is the most difficult?
- If you could be identical to anyone, who would it be and why?

What's in the box?



What treasures can you find to put in the box for your little ones to explore?

Perhaps older children could help find the things.



Use a box or a bag to hold the treasures and encourage any little ones to explore what's in the box/bag each week to go with the Bible story.

This week's Bible story is:

All In!

Acts 10 v 9 - 17, 24 - 28, 34 - 35



Illustration by Sweet Publishing / FreeBibleimages.org



Toy animals of all different kinds



Cloth big enough to hold the toy animals, or a basket



Something with rainbow colours for God's promise

Child's mirror



Please supervise small children! Watch out for chain or string getting caught around fingers, wrists or neck etc.



A collection of pictures of diverse people

Pray Together

An action prayer

Peter's dream helped him to understand that everyone is included in God's love and each of us are loved just the way God made us.

Decide on the things that make you different or unique. Perhaps you are the tallest or the smallest member of the family, maybe you wear glasses or have a different colour hair. Think about the things that you enjoy that makes you different to others. Stand in a circle or sit around a table. Each person can step forward or stand and say what makes them different and then everyone says together:



God loves us the way God made us.

Thank you, God, that you made each of us differently.

God loves us the way God made us.

You can add your own prayers to include different attributes of family members.

Here are some examples:

God made me tall...

God made me small...

God made me to be good at football...

God made me to sing/dance...

God made me to wear glasses...

God made me good with my hands...

God made me with ginger/blonde/brown... hair...

Thank you, God, for making each of us different.

Amen

Try extending your prayers to include members of your church or school.

Pray Together

Parachute sheet prayers

You will need:

- *A flat sheet/ large piece of material or a play parachute*
- *Ball pool balls or other soft balls*

Load the sheet or parachute with the balls, using as many colours as possible. If you do not have balls, you could use soft toys of all different shapes and sizes.



Shake the sheet to bounce the items on the sheet or parachute. As a ball or item falls off, the nearest person picks it up and say prayer of blessing for a different place they have visited or a different country.

As an alternative, you could use a small globe ball or inflatable globe and take it in turns to pray for different places around the world whenever that falls off the sheet or parachute.

Button Prayers

Gather together as many buttons as you can find. Take it in turns to select a button. It works best if the buttons are in a bag so that your choice is random.

How many holes are in the button? Think of that number of things you would like to say thank you to God for and say thank you prayers.

Look at the colour of the button and say thank you to God for something that is that colour.

Find someone who has a similar button to you. Say thank you to God for families. Ask God to bless them and help them to live together and to love each other.

Find someone who has a different button to you – it could be different in shape, size or colour. Thank God for making everyone different and giving us all different gifts. Pray for the person you have found. Ask them what they would like God to help them with.



(Adapted from Flame Creative Blog)

I wonder if there's anything edible that you wouldn't eat?

I wonder whether God has ever spoken to you through your dreams?

I wonder why Peter thought God only loved some of the people?




Illustration by <https://bible drivethru.blogspot.com/>

I wonder whether it surprises you that God loves all people equally or if there are people you didn't think God might love?

I wonder whether God has ever challenged your prejudices and assumptions?

TO DO TOGETHER...



Pom-pom creatures

You will need:

- Wool
- A big darning needle
- Googly eyes
- Pipe cleaners




What you do:

Make some pompoms, and trim them so that they are fluffy.

Decide on which animal you are making. For a caterpillar, thread a needle and make a knot in the end of the thread, and then thread it through each of the pompoms in turn. Take a small piece of pipe cleaner and wind the end of it round the darning needle to create antenna. Wind this round the front pompom and arrange to look like antenna. Stick on some eyes, alternatively you could draw eyes in place using a marker pen.

See what other animals you can make. Why not place them into a paper napkin and lower it, remembering the story and that everything is loved by God.

Pompom making





TO DO TOGETHER...

Taste tests

You will need:

- A potato
- An apple
- A blindfold



What you do:

Cut two small cubes of potato and two small cubes of apple - they must be the same shape and size.

With someone to help, first eat a cube of potato and then a cube of apple. Make a note of how they both taste. Do they taste different?

Then ask the person helping you to put on a blindfold. Now hold your nose so you can't smell.

The person helping you can now feed you one cube at a time.

How do they taste now?


We often choose food by what it looks like or smells like. Peter was told to try all things, and not to pick and choose what he ate.

Did you know that your nose and mouth are connected?

Your taste buds are clever, they detect the tastes that are sour, salty, bitter and sweet, and your nose has the important job of helping to find other tastes through your sense of smell.

By holding your nose, you are taking away your sense of smell which means that things don't taste the same. Using a blindfold takes away your sense of sight which makes it harder again to identify what you are eating.

Why not try some things which do not look nice from the outside, sometimes they look very different on the inside and taste beautiful.





TO DO TOGETHER...

Animal Hammock

You will need:

- *A sheet or rectangle of material*
- *Some animal toys*
- *2 poles/2 people or a washing line*
- *A rope*



What you do:

Make a hammock by gathering one end of the sheet and tying string round it and then doing the same with the other end.

Attach it to the washing line or ask two people to hold it. Alternatively, you could hang it from a hook or the back of two chairs.



Place the toys in the centre.

Swing it and see if all the animals stay in place. Maybe try raising and lowering the animals in their hammock. You might even decide to keep the hammock up as a place to store all your soft toys!

Peter saw a vision or dream of different creatures being lowered in a sheet from heaven. He was reminded that we need to accept and include everyone, even if they think differently to us, look different, do different things or are part of a different group of people. We are all children of God.



Walking the Way

Living the life of Jesus today

**Our Walking the Way Challenge
this time is...**

At Home:

Can you find out about the food of a different country or culture to yours and maybe taste something a little different to your usual foods? Maybe you could try listening to the music from that culture or country too. We break down barriers between people by learning a bit more about their life and their culture.

Outside:

Go on a bug hunt. We are not suggesting that you eat them (although some cultures might) but just see how many different kinds you can find. God has created amazing variety in the creatures of the world and enjoys the amazing diversity of people too.

For Others:

Can you learn how to say hello or welcome in a few different languages, maybe also in Makaton or BSL? It would be particularly good if you know people who speak a different language to you to get them to teach you. Then use their own language each time you greet them. You could even make a welcome poster for your church hall which welcomes people in lots of different languages.



The
United
Reformed
Church

**families
on faith adventures**

at home

Adventurers Go!

You've shared together, now share with us!

Why not send photos of your crafts, your treasure boxes, your Walking the Way challenges - or dress up to make a tableau of the Big Story and take a photo to send in.

Email your photos to:

with parental permission for them to be used in publicity and online URC social media.

Alternatively, share them on our Facebook page

<https://www.facebook.com/URCchildren.and.youth/>

Remember you can find more resources on our website:

<https://urc.org.uk/resources-for-children-and-youth>

And if you've enjoyed these activities, why not see whether your local church runs Pilots or Friends on Faith Adventures (FOFA) when things get back to normal again.

Created for you by Nicola Grieves (Eastern Synod), Judy Harris (National Synod of Wales), Hannah Middleton (Northern Synod), Philip Ray (Wessex Synod, North), Lorraine Webb (Programme Officer for CYW), and Ruth White (Wessex Synod, South) on behalf of the CYDO+ and Children's and Youth Work team and Pilots.



The
United
Reformed
Church