

Welcome to Families on Faith Adventures @ Home!

This resource has been put together for you by the United Reformed Church Children's and Youth Work team and the synod CYDOs and their equivalents.

We hope you will enjoy sharing a time of faith and fellowship together as a family through these stories, games, activities and prayers. They are designed as a 'pick and mix' of ways to experience God's message through the Bible, exploring what it means to you and express that in words and action. They are not linked to the lectionary but can be used in any order as we explore all the different parts of the Bible.

The Walking the Way challenges are one way of continuing our walk with Jesus throughout the week.

These ideas are designed to be intergenerational - maybe even to be shared with members of the family you can't see now except via the internet.

The resources are based on our non-uniformed children's groups, Friends on Faith Adventures and Pilots, but have been modified to make them suitable for all families at home.

These activities are planned to be used together as a family and under adult supervision. Please be aware of your family's ages and abilities as some activities may need more adult support than others. **Stay safe and have fun!**

This week's Bible story is:

Let's Celebrate - Jesus is Coming!

Luke 19 verses 28-39



With many varieties of activities and things to do to help explore the theme. Look out for this 'hands on' symbol.

Get to know your Bible

The Bible is like a library made up of 66 books written by many different people over many years.

The Old Testament books were written before Jesus was born. They are the holy stories he would have grown up hearing and reading. There are 39 of these.

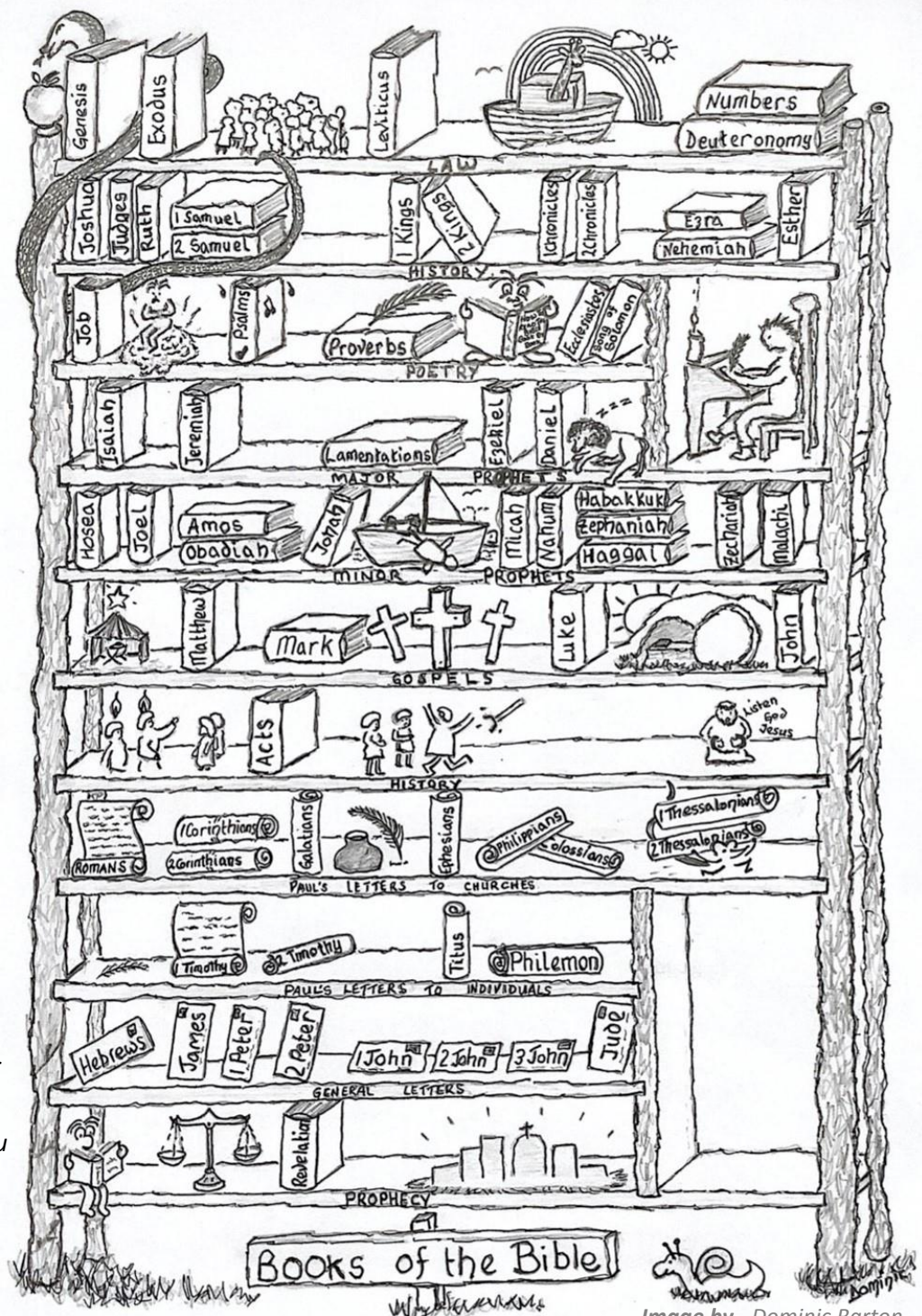
The New Testament tells us the stories of Jesus and his followers. There are 27 books in the New Testament.



Can you find and colour the book on the bookshelf that this week's story is from?

If you have a Bible, see if you can find the story in there.

You could print this out once and colour each new book on the bookshelf as you read stories from it.



Bible context – Luke

The book of Luke was written around 60 AC by Luke, the doctor who became a disciple of Jesus. Luke wanted to show Jesus being with people and remind us that Jesus came as the saviour for Gentiles as well as Jews.

It's the start of Holy Week, the seven days running up to Jesus' death and resurrection. He arrives in Jerusalem, riding a simple donkey, and he is welcomed as a king. People line the streets cheering him on, waving palm branches and shouting Hosanna. It is a large, happy, big procession. But not everyone is happy. Those who want to hurt Jesus ask him to tell the crowds to be quiet and go home. Jesus answers that even if the people were silent, the noise would continue as the rocks and stones would cry out in praise. This was the time to celebrate and welcome Jesus.

Online versions of the story

Watch and Listen

A reflective story – <https://youtu.be/etX-q2cmcCM>

Cartoon by Saddleback Kids <https://www.youtube.com/watch?v=z-39h0xYqdE>

Animation by Crossroad Kids <https://www.youtube.com/watch?v=ITmbTuutBqq>

Palm Sunday by the Skit Guys (good for older children)

<https://www.youtube.com/watch?v=0rdrcHLLs5c>

Hosanna from Jesus Christ Superstar <https://www.youtube.com/watch?v=7x530xSkAdk>

Dance and Sing

Everyone Praise the Lord – Toddler Praise <https://www.youtube.com/watch?v=Y8KEhRS23T8>

Hosanna Rock <https://www.youtube.com/watch?v=5582z642wFY>

Welcome King Jesus by Kaden Slay <https://www.youtube.com/watch?v=SbIRsBVP5mY>

The Clip Clop Beat by Bob Hartman <https://www.youtube.com/watch?v=ts7RnAEjqMU>

Have a sing along with the Andrew Lloyd Webber and the cast of Jesus Christ superstar

<https://www.youtube.com/watch?v=C8BvntbwdsW>

Just for fun, Donkey's Travelling Song from Shrek

<https://www.youtube.com/watch?v=BO0ayjxH-3A>

The Story – Luke 19 v 28-39 (The International Children’s Bible)

Jesus came near Bethphage and Bethany, towns near the hill called the Mount of Olives. Then he sent out two of his followers. He said, “Go into the town you can see there. When you enter it, you will find a colt tied there. No one has ever ridden this colt. Untie it and bring it here to me. If anyone asks you why you are taking it, say, ‘The Master needs it.’”

The two followers went into town. They found the colt just as Jesus told them. The followers untied it, but the owners of the colt came out. They asked the followers, “Why are you untying our colt?”

The followers answered, “The Master needs it.” So they brought it to Jesus. They threw their coats on the colt’s back and put Jesus on it. As Jesus rode toward Jerusalem, the followers spread their coats on the road before him.

Jesus was coming close to Jerusalem. He was already near the bottom of the Mount of Olives. The whole crowd of followers was very happy. They began shouting praise to God for all the powerful works they had seen. They said,

“God bless the king who comes in the name of the Lord!
There is peace in heaven and glory to God!”

Psalm 118:26

Some of the Pharisees said to Jesus, “Teacher, tell your followers not to say these things!” But Jesus answered, “I tell you, if my followers don’t say these things, then the stones will cry out.”

Scriptures quoted from the International Children’s Bible®, copyright ©1986, 1988, 1999, 2015 by Tommy Nelson. Used by permission.

Ideas to Retell/Explore the Story

Making a big entrance

This was a magnificent day, a fabulous celebration, as Jesus made his big entrance into Jerusalem. In films and stage shows, actors often have their own special entrances with their own entrance music and flamboyant gestures. The Bible tells us we are all special to God, so how about inventing your own big entrances? Choose a piece of music and put some movements to it. Then when you are ready, announce yourself one at a time and enjoy your fabulous large entrance.

Clapping The Way (To the tune and beat of We will Rock You)

Imagine yourself in the crowd on the first Palm Sunday and get creative as you use this adaptation of a familiar pop song.

Begin by clapping twice and raising your arms on the third beat repeat x 4
Then sing We will, We will Praise him x 4

Verse 1

Coming into our town, your town, my town
We're gonna see a new king today
Gonna stand in the crowd
Shout out loud
Won't be ashamed, gonna sing it out proud
Singing...

We will, We will Praise him x 4

Verse 2

Coming down our street, your street, my street
Jesus is gonna pass by today
Look at his face
Full of grace
Gonna sing it loud all over this place

We will, We will Praise him x 4

Verse 3

Coming into our town, old town, long town
We're gonna see a new king today
Here he comes
God's own Son
Coming for the sake of everyone

We will, We will Praise him x 4

(Final Cheer)

Bedtime Story

Snuggle down and enjoy this Easter story by the Bible Society together

<https://www.youtube.com/watch?v=N6kmDliqfKU>

Table Top Discussions

Each day over a mealtime, have a quick conversation. Here are a few questions to get you going:

- How can you welcome Jesus in your lives and your home over the coming days?
- Who are the people in your life who are cheering you on? Who are your supporters?
- Jesus talked about the rocks and stones praising him. How does Creation praise God?
- I wonder what it was like that day in Jerusalem. What could you see, smell, hear, taste and touch?
- How does this scene in the story connect to the celebration that happens when a person enters Heaven?

What's in the box?



What treasures can you find to put in the box for your little ones to explore?

Perhaps older children could help find the things.



Use a box or a bag to hold the treasures and encourage any little ones to explore what's in the box/bag each week to go with the Bible story.

This week's Bible story is:

Let's Celebrate – Jesus is Coming!

Luke 19 verses 28-39



Big leaves to wave (could be made of paper)

Something with rainbow colours for God's promise



A toy dressed as Jesus

A toy donkey



Bright coloured fabrics



A crown

A toy trumpet or party blower



Pray Together

Shouts of Praise

The crowd shouted Hosanna to welcome Jesus. Hosanna is a word that expresses feelings of adoration, praise and joy. What other words can you think of as praise words for God? Make a list of all the words you have thought of.


Here are some ideas to get you started:

Amazing, fantastic, fabulous, wonderful...



Find something to wave or something to make a noise - the noisier the better!

Stand together in a circle and make a noise and wave and shout out each word three times, making lots of noise to give praise to God.




Praise prayer with actions to say together

Jesus, our King,
we offer you the praise of our hands,
(wave hands)
we offer you the praise of our voices,
(shout 'Hosanna!')
we offer you the praise of our feet,
(stamp feet)
we offer you the praise of
our minds and our hearts.
(place hands on hearts)
Hosanna to the Son of David!
Amen.

Pray Together

Palm Praise and Thanks

This is a prayer activity to share at a family mealtime or family time together.



Dear God, thank you for all the people who help us and guide us. Amen



Cut out a large palm leaf and place it in the centre of your table. Imagine that you are in the crowd, cheering. The crowd greeted Jesus like he was a king or a great hero. Think about who is your hero? Who do you really admire and look up to? Why? Say thank you to God for that person and glue some shiny paper or silver foil onto the palm leaf to reflect how special they are.

A song of praise you can sing together to the tune of London's burning:

*Come and thank God, Come and thank God
For each other, for each other
Sing praise, sing praise
Give him glory, give him glory...*

*Try adding different verses here are some ideas
For our families...
For our heroes...
For our teachers...*

Pray Together

Folded Palm Cross Prayers

Cut two strips of paper about 2cm wide and 30cms long. Write your prayers on the strips of paper and these will then become your palm cross. On one strip write things you want to say thank you to God for and on the other write the names of people you want to pray for. Now turn your two strips of paper into a cross.



Simple instructions to watch and follow can be found here:

[Palm Sunday Cross - How to make a paper palm cross - YouTube](#)



Hold your completed cross and spend some time quietly thinking or talking to God about your prayers and then say Amen.

Place your cross in the window where it can be seen inside and out

On our YouTube Families on Faith Adventures @ Home playlist, Lorraine has shared how to make a palm cross with a single piece of paper. You can have a go at this one by following her instructions here: <https://youtu.be/jVN8OK9ke8k>

*I wonder if you've ever
been in or watched a
procession or a
parade?*

*I wonder why
everyone was so
excited to see
Jesus?*

*I wonder what it felt
like to be part of the
crowd?*



*I wonder why the man
lent Jesus his donkey?*

*I wonder why the crowd's
mood changed so quickly
after the event?*



TO DO TOGETHER...



Donkey Masks

Jesus rode a donkey into Jerusalem.

You will need:

- A paper plate or a circle of card recycled from a box*
- A sheet of A4 white paper*
- Grey colouring materials, pens, chalk, paint*
- A black pen*
- Glue and scissors*

What you do:

Colour your circle of card grey or brown.

Draw around a cup or tin to form a circle of white paper to form a muzzle, cut two small circles to form eyes and cut two ear shapes. Put the details onto the muzzle - it is a bit like drawing a smiley face which helps us to remember how happy the people were when they saw Jesus riding into Jerusalem. Now stick all the parts together. You can swap the eyes for wobble ones or cut out holes for your own eyes. You can attach string to your mask and wear it if you wish.





TO DO TOGETHER...

Noise Maker Trumpet

You will need: 1 sheet of paper/thin card
1 plastic or paper straw
(plastic are easier to blow but paper is more environmentally friendly)

What you do:



Cut the straw into a 4-6cm piece.

Then squish the top of straw by pressing it against the table, counter, or any other surface. It will need to be as flat as you can make it. Next, take your scissors and cut the sides off of the squished end of the straw, at a diagonal. This piece will vibrate in your mouth, causing the buzz effect.

Coil the piece of card or paper, making sure the straw will fit snugly into the narrow end, and tape it together. Insert the straw, pointy part first, from the wide end and push it into place and tape it securely to the cone shape.

To use the noisemaker, put the pointy end of the straw in your mouth and press lightly with your lips. When you blow, the air causes the two flaps to vibrate, creating the buzz! And a very loud noise! Let's celebrate Jesus arriving into Jerusalem with lots of noise.

<https://youtu.be/qXCX-Z-quT4>





TO DO TOGETHER...



Cheerleading Pom Poms

You will need: Old colourful plastic bags or banners.
Sellotape

What you do:

Cut the plastic bags into long strips.

Arrange them together and then tape firmly round one end to form a handle. And then cheer Jesus as he comes into Jerusalem.

If you don't have any old plastic bags, you could use paper, foil or fabric instead.



Walking the Way

Living the life of Jesus today

**Our Walking the Way Challenge
this time is...**

At Home:

Hosanna is what the people shouted to Jesus and it means "Save Us!" When you pray together as a family this week, try shouting "Hosanna" instead of "Amen" at the end of your prayers and think about how Jesus really did come to save us.

Outside:

Outside is the best ever place to make a loud noise. Can you decorate your front garden (if you have one) for a celebration and really cheer and shout and make loads of noise – even encourage your neighbours to join in? Hosanna! Jesus is coming! If you don't have a garden, maybe you could run or skip or even dance along the street or in the local park.

For Others:

Can you make a second treasure tin to give as a gift to someone else? You could put something nice inside it for them – maybe a little Easter egg or a special message. Give them a reason to celebrate.



The
United
Reformed
Church

**families
on faith adventures**

at home

Adventurers Go!

You've shared together, now share with us!

Why not send photos of your crafts, your treasure boxes, your Walking the Way challenges - or dress up to make a tableau of the Big Story and take a photo to send in.

Email your photos to: lorraine.webb@urc.org.uk
with parental permission for them to be used in publicity and online URC social media.

Alternatively, share them on our Facebook page
<https://www.facebook.com/URCchildren.and.youth/>

Remember you can find more resources on our website:
<https://urc.org.uk/resources-for-children-and-youth>

And if you've enjoyed these activities, why not see whether your local church runs Pilots or Friends on Faith Adventures (FOFA) when things get back to normal again.

Created for you by Nicola Grieves (Eastern Synod), Judy Harris (National Synod of Wales), Hannah Middleton (Northern Synod), Philip Ray (Wessex Synod, North), Lorraine Webb (Programme Officer for CYW), and Ruth White (Wessex Synod, South) on behalf of the CYDO+ and Children's and Youth Work team and Pilots.



The
United
Reformed
Church

