

Welcome to Families on Faith Adventures @ Home!

This resource has been put together for you by the United Reformed Church Children's and Youth Work team and the synod CYDOs and their equivalents.

We hope you will enjoy sharing a time of faith and fellowship together as a family through these stories, games, activities and prayers. They are designed as a 'pick and mix' of ways to experience God's message through the Bible, exploring what it means to you and express that in words and action. They are not linked to the lectionary but can be used in any order as we explore all the different parts of the Bible.

The Walking the Way challenges are one way of continuing our walk with Jesus throughout the week.

These ideas are designed to be intergenerational - maybe even to be shared with members of the family you can't see now except via the internet.

The resources are based on our non-uniformed children's groups, Friends on Faith Adventures and Pilots, but have been modified to make them suitable for all families at home.

*These activities are planned to be used together as a family and under adult supervision. Please be aware of your family's ages and abilities as some activities may need more adult support than others. **Stay safe and have fun!***

This week's Bible story is:

Reconnecting with our Parent God

Luke 11 verses 1-4



With many varieties of activities and things to do to help explore the theme. Look out for this 'hands on' symbol.

Get to know your Bible

The Bible is like a library made up of 66 books written by many different people over many years.

The Old Testament books were written before Jesus was born. They are the holy stories he would have grown up hearing and reading. There are 39 of these.

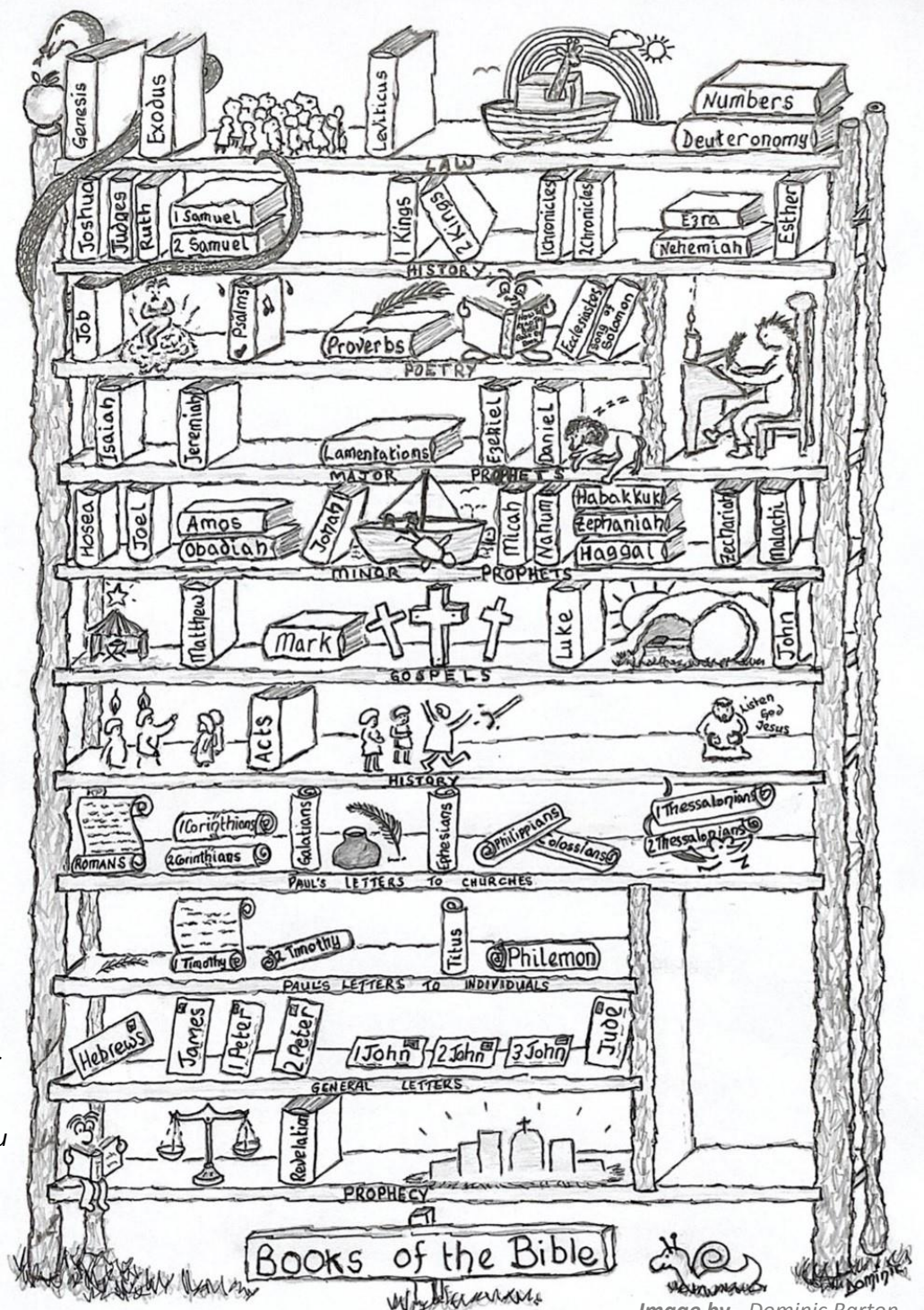
The New Testament tells us the stories of Jesus and his followers. There are 27 books in the New Testament.



Can you find and colour the book on the bookshelf that this week's story is from?

If you have a Bible, see if you can find the story in there.

You could print this out once and colour each new book on the bookshelf as you read stories from it.



Bible context – Luke

The book of Luke was written around 60 AC by Luke the doctor who became a disciple of Jesus. Luke wanted to show Jesus being with people and remind us that Jesus came as the saviour for Gentiles as well as Jews.

This passage is probably one of the most recognisable readings. It tells how Jesus taught his disciples to pray -how to connect with God.

This week we also celebrate Mother's day. Historically this was the day that servants were able to have a day off to return home and visit their parents. It was also an opportunity for them, as a family, to go to the church in their home town (their 'mother' church). Perhaps Mother's day is a reminder to us to reconnect with our parent God.

Online versions of the story

Watch and Listen

Reflective Lord's Prayer – <https://youtu.be/L70unT8rpX4>

Makaton Lord's Prayer from Lorraine <https://youtu.be/-INhWR-YEI4>

Douglas puppet explains the Lord's Prayer https://www.youtube.com/watch?v=69JT4zsV_uY

How to Pray the Jesus Storybook Bible <https://www.youtube.com/watch?v=dwWHs4ccYps>

Prayer by Crossroads Kids https://www.youtube.com/watch?v=ZrdlXOk_QdQ

The 5 finger prayer by Saddleback Kids https://www.youtube.com/watch?v=0tnCqw8Dj_8

Dance and Sing

I'm a Friend of God by Kids worship <https://www.youtube.com/watch?v=eG1yV1bV8us>

The Lord's Prayer by Saddleback Kids <https://www.youtube.com/watch?v=ijPuAtrwHYM>

Prayer is talking to God by Doug Horley <https://www.youtube.com/watch?v=KcaLICTqxfc>

Lord's Prayer with actions <https://www.youtube.com/watch?v=e6STLRycSnE>

Pray about everything by Lifetree Kids <https://www.youtube.com/watch?v=X05FnYbugls>

The Story – Luke 11 v 1-4 (The International Children’s Bible)

One day Jesus was praying in a certain place. When he finished, one of his disciples spoke to him. “Lord,” he said, “teach us to pray, just as John taught his disciples.”

Jesus said to them, “When you pray, this is what you should say.

*‘Father,
may your name be honoured.
May your kingdom come.
Give us each day our daily bread.
Forgive us our sins,
as we also forgive everyone who sins against us.
Keep us from falling into sin when we are tempted.’”*

Copyright © 1995, 1996, 1998, 2014 by Biblica, Inc.®.
Used by permission. All rights reserved worldwide

Ideas to Retell/Explore the Story


Modern Parable – The Boy Who Lost His Bellybutton

Enjoy this fun story of the boy who goes in search of his bellybutton. It reminds us that you only have a bellybutton if you came out of a mummy’s tummy. It is proof that once we were connected to our parent. I wonder what proof there is in our lives every day that we are connected to our parent God?

URC Youth Trialogue - for young people aged 16+

Check out this week’s Trialogue episode where they will be discussing what it means to have a spiritual home.

<https://www.facebook.com/urcYouthTriologue>



Paper Craft Prayer

We pray to reconnect or link with God. Jesus gave us the Lord's prayer as a pattern. Have a go at making a prayer chain. Each link is a part of the prayer. It's also a useful way to learn the sequence of the prayer.

You could find a version you like or even rewrite it in your own words. Then cut it into strips and paper chain them all together.

Hang it somewhere to remind you to link in with God regularly.





**families
on faith adventures**

at home

Table Top Discussions

Each day over a mealtime, have a quick conversation.

Here are a few questions to get you going:

- *Where do you like to go to pray? How do you like to pray?*
- *Where do you feel close to God and why?*
- *If prayer is a two way thing, how does God talk back to us?*
- *What other ways do you stay connected to God?*
- *If we were to rewrite the Lord's Prayer, what would it look like?*
- *Each day you could take a sentence from the Lord's prayer and chat about what Jesus was encouraging us to think about. E.g. what does 'give us each day our daily bread' mean?*

What's in the box?



What treasures can you find to put in the box for your little ones to explore?

Perhaps older children could help find the things.



Use a box or a bag to hold the treasures and encourage any little ones to explore what's in the box/bag each week to go with the Bible story.

This week's Bible story is:

Reconnecting with our Parent God

Luke 11 verses 1-4



A treasure box
or jewellery box
(God is special)



Something with
rainbow colours
for God's promise



Play food or something
nice to eat
(God feeds us and gives
us what we need)



Candle
(prayer)



Cycle Helmet
(God keeps us safe)



Cross
(God loves
us and
forgives us)



Globe or crown
(God is God of the whole world)



Pray Together

Connecting with Parent God



Prayer Telephone - Staying Connected

No matter how jumbled and confused things feel, we can stay connected to our parent God through prayer. The telephone reminds us that connecting to God is two way - we can talk and listen. God hears our prayers but it is good for us to listen to God too and in order to listen, we have to stop talking for a while.

You will need: Two yoghurt pots or paper cups
Some permanent markers or paint
String
Something to make a hole in the bottom of the pots



Decorate your pots.

Make a hole in the bottom of each one.

Cut a length of string and tie a knot on one end. Thread the string down through one of the pots and pull through, making sure the knot holds firm.

Now thread the string up through the hole in the bottom of the other pot and tie a knot in the end of the string. You have now got a prayer telephone.

Try this out with someone, making sure the string is pulled taut, taking it in turn to talk and listen.

Try using your prayer telephone to listen and talk to God.

You can find a song about prayer being like a telephone here:

[Prayer is Like A Telephone - YouTube](#)

As the song says:

Prayer is like a telephone it helps us talk to God.
You can shout out loud,
whisper softly or say no words at all but God always hears our call.

Pray Together

Spoon Prayers

Sometimes we are not sure how to start our prayer or what to pray for. In previous issues of Families on Faith Adventures @ Home we have looked at how we can use our hand to help us pray. Here is another easy-to-remember idea for helping you connect with God.

Find a spoon - any size but a shiny one is good because it reflects the light. Sit quietly looking at the spoon and then you can use the letters spelling the word spoon to help you pray.



S - Sorry

P - Praise and thanks

O - Others

O - Ourselves

N - Needs

All you need is to remember the word S.P.O.O.N and you can pray - anytime, anywhere - even if you are struggling to get started. And you don't even really need a spoon!

As an alternative...

*Try creating some prayer ideas for Mother's Day –
maybe pray for your mother or people who care for you like a mother,
for those who are sad or lonely on Mother's Day,
for people who help and support new families,
and thank God for mothering you.*

Pray Together

Prayer Dominoes

This is a fun way to play and pray.

You will need: Card
Coloured pens
Scissors




Cut out a set of 25 rectangular cards. These will be your dominos. You can make them as big or small as you like.

Draw a line down the centre to mark the two sides and then, using four different colours, make dots or shapes on the dominos, mixing up the colours so they are each different.

Now you have a set of dominos. Decide on what prayers you would like to go with each colour, for example:-

- Green – Praying for God's creation
- Blue – Praying for people who are sad or poorly
- Yellow – Saying thank you
- Red – Saying sorry for times you've got it wrong

You can make up your own ideas and each time you play, you could change the colour prayers.



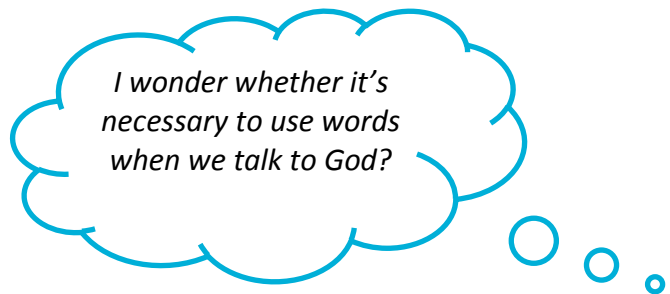
How to play and pray:

Give each person five dominos and leave the rest in a pile in the centre. The first player sets down a domino and prays a prayer using one of the colours. The second player finds a domino to match with a colour on the first domino and joins up their domino. They then pray for the colours that are now touching. Keep going round with each person taking a turn, if a person cannot go then they pick up a domino from the pile. Keep going until one of the players has no dominos left.



Alternative:

You could use emoticons on your dominos as an alternative and pray with the different emotions when you match them up.





TO DO TOGETHER...

Connecting People

You will need: Pipe cleaners
Or Paper

What you do:

Fold a pipe cleaner and twist it about 1cm from the top.

Form the arms by making a diamond shape with another 2cm of pipe cleaner and twisting it, making sure you have enough to create legs.

Twist the pipe cleaner a few times for the body and then bend the ends of the legs to make feet.

Make lots of these and connect them by hooking the arms or legs together.



Alternatively

make some paper people.





TO DO TOGETHER...



Giant Mothering Sunday Card Making

You will need: 2 x Card
Paint
Boot or walking shoe



What you do:

Using a welly boot or walking shoe of an adult (or the adult's actual foot, of course), paint the bottom and print it onto both pieces of card.

When it is dry, paint the child's foot. The child then steps and makes a footprint onto the middle of the boot print on one of the cards.

Write or print around the footprint "in your steps" to remind us of the people who we have walked alongside and who are connected to us, those people who have helped us to be who we are today.

Tape the two pieces of card together and write on the boot print the message you want to give to the person receiving the card.





TO DO TOGETHER...

Prayer Treasure Hunt Basket.

You will need: Basket or box
Things to represent the prayer
Small pot of bubbles

What you do:

If you have a mat, then place your treasure basket on a mat.

Place all the things you have gathered into the basket, and then play with it, the different things representing parts of the prayer Jesus shared with us. Maybe you can find other things to represent the prayer. As the children play, tell them what each thing represents and maybe say a prayer with each thing.

Have fun with the Amen.

We gathered these things.

Loving parent
– hen and chicks

God is the light of the world or God's promises
– candle or a rainbow

He loves every part of the world
– 4 heart shapes on a small circle made to look like the world

Give us this day our daily bread
– small salt dough roll

Forgive us our sins
– cross

Keep us safe
– comforter or teddy

Forever and ever amen
– small pot of bubbles





The
United
Reformed
Church

**families
on faith adventures**

at home

Walking the Way

Living the life of Jesus today

**Our Walking the Way Challenge
this time is...**

At Home:

Next Sunday is Mothering Sunday, which we sometimes call Mother's Day now. In the past, servants were allowed to go home for one Sunday a year to visit their family and their "mother" church. Jesus prayed to "Our Father" but God is like a mother and a father all rolled into one – the best of all possible parents. When you say your prayers this week, try to think of how God parents you.

Outside:

When you're out on your walk, try to notice how many church buildings there are in your area. Can you plan a walk that goes past one, or more? Church buildings may be closed - the church is not really the building but the people of God, and we can connect with God and with each other outside too. Take a paper heart with you on your walk and fasten it to the church building with some tape or blutack where everyone can see it.

For Others:

With Mothering Sunday coming up, the "others" you should think about this week are the people who love you and care for you, meeting your needs and helping you to grow, loving you and guiding you. Take time to connect with them – maybe a card or a gift, maybe taking on some chore for them (if you are in the same household) or making breakfast in bed, maybe just a phone or video call.



The
United
Reformed
Church

**families
on faith adventures**

at home

Adventurers Go!

You've shared together, now share with us!

Why not send photos of your crafts, your treasure boxes, your Walking the Way challenges - or dress up to make a tableau of the Big Story and take a photo to send in.

Email your photos to: lorraine.webb@urc.org.uk
with parental permission for them to be used in publicity and online URC social media.

Alternatively, share them on our Facebook page
<https://www.facebook.com/URCchildren.and.youth/>

Remember you can find more resources on our website:
<https://urc.org.uk/resources-for-children-and-youth>

And if you've enjoyed these activities, why not see whether your local church runs Pilots or Friends on Faith Adventures (FOFA) when things get back to normal again.

Created for you by Nicola Grieves (Eastern Synod), Judy Harris (National Synod of Wales), Hannah Middleton (Northern Synod), Philip Ray (Wessex Synod, North), Lorraine Webb (Programme Officer for CYW), and Ruth White (Wessex Synod, South) on behalf of the CYDO+ and Children's and Youth Work team and Pilots.



The
United
Reformed
Church

