

Welcome to Families on Faith Adventures @ Home!

This resource has been put together for you by the United Reformed Church Children's and Youth Work team and the synod CYDOs and their equivalents.

We hope you will enjoy sharing a time of faith and fellowship together as a family through these stories, games, activities and prayers. They are designed as a 'pick and mix' of ways to experience God's message through the Bible, exploring what it means to you and express that in words and action. They are not linked to the lectionary but can be used in any order as we explore all the different parts of the Bible.

The Walking the Way challenges are one way of continuing our walk with Jesus throughout the week.

These ideas are designed to be intergenerational - maybe even to be shared with members of the family you can't see now except via the internet.

The resources are based on our non-uniformed children's groups, Friends on Faith Adventures and Pilots, but have been modified to make them suitable for all families at home.

*These activities are planned to be used together as a family and under adult supervision. Please be aware of your family's ages and abilities as some activities may need more adult support than others. **Stay safe and have fun!***

This week's Bible story is:

Love is... So What?

1 Corinthians 13



With many varieties of activities and things to do to help explore the theme. Look out for this 'hands on' symbol.

Get to know your Bible

The Bible is like a library made up of 66 books written by many different people over many years.

The Old Testament books were written before Jesus was born. They are the holy stories he would have grown up hearing and reading. There are 39 of these.

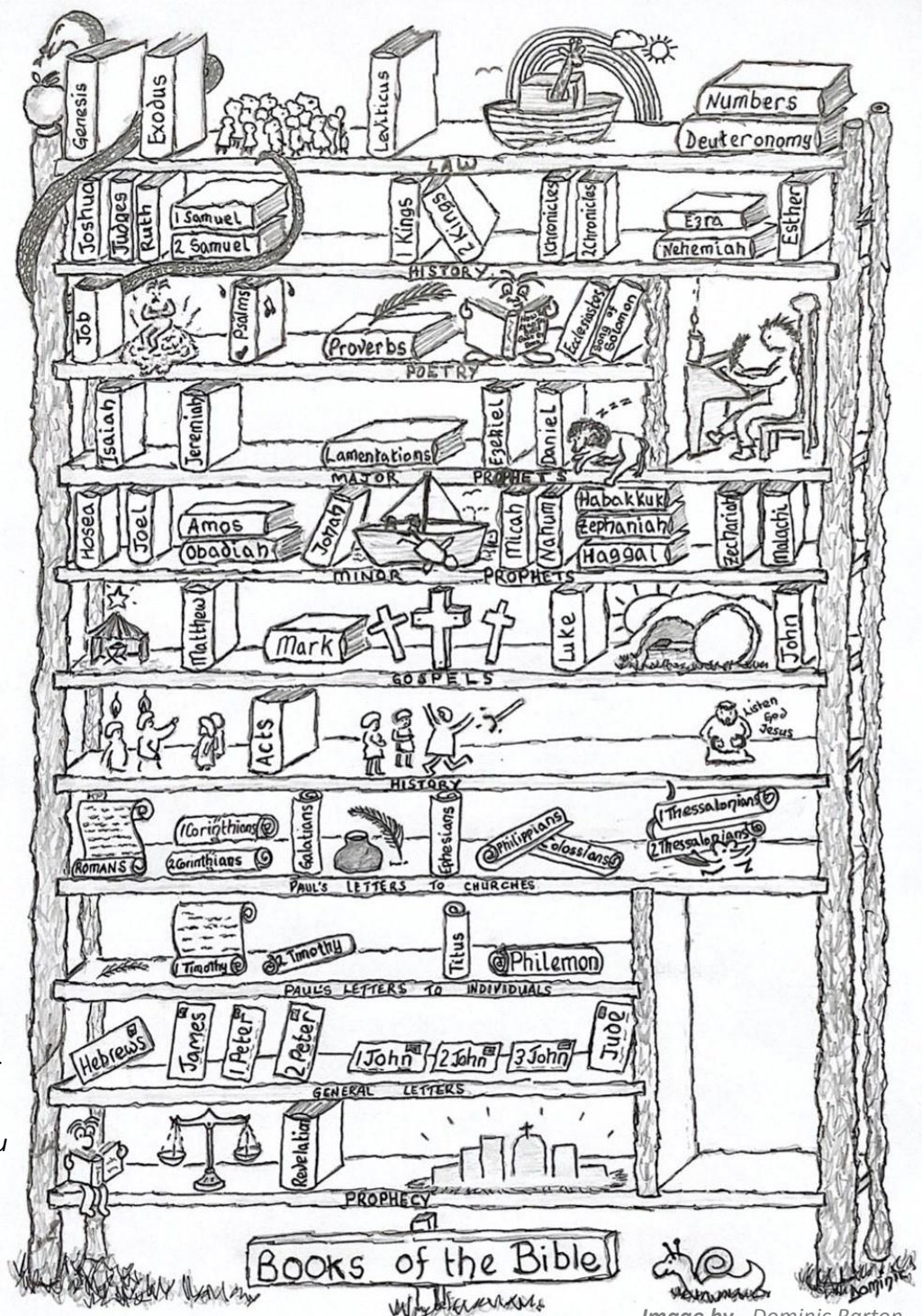
The New Testament tells us the stories of Jesus and his followers. There are 27 books in the New Testament.



Can you find and colour the book on the bookshelf that this week's story is from?

If you have a Bible, see if you can find the story in there.

You could print this out once and colour each new book on the bookshelf as you read stories from it.



Bible context – 1 Corinthians 13

The book of Corinthians is the first of two letters written by Paul to the churches in Corinth around 55 AD. Paul had spent some time with the church and had returned home. He heard that the people in the church were quarrelling and so wrote this letter to encourage them to get along and genuinely love each other. This is a well known passage that is often used in wedding ceremonies.

The Story – 1 Corinthians 13 (The International Children's Bible)

I may speak in different languages of men or even angels. But if I do not have love, then I am only a noisy bell or a ringing cymbal. I may have the gift of prophecy; I may understand all the secret things of God and all knowledge; and I may have faith so great that I can move mountains. But even with all these things, if I do not have love, then I am nothing. I may give everything I have to feed the poor. But I gain nothing by doing these things if I do not have love.

Love is patient and kind. Love is not jealous, it does not brag, and it is not proud. Love is not rude, is not selfish, and does not become angry easily. Love does not remember wrongs done against it. Love takes no pleasure in evil but rejoices over the truth. Love patiently accepts all things. It always trusts, always hopes, and always continues strong.

Love never ends. There are gifts of prophecy, but they will be ended. There are gifts of speaking in different languages, but those gifts will end. There is the gift of knowledge, but it will be ended. These things will end because this knowledge and these prophecies we have are not complete. But when perfection comes, the things that are not complete will end. When I was a child, I talked like a child; I thought like a child; I made plans like a child. When I became a man, I stopped those childish ways. It is the same with us. Now we see as if we are looking into a dark mirror. But at that time, in the future, we shall see clearly. Now I know only a part. But at that time I will know fully, as God has known me. So these three things continue forever: faith, hope and love. And the greatest of these is love.

Scriptures quoted from the International Children's Bible®, copyright© 1986, 1988, 1999, 2015 by Tommy Nelson. Used by permission.

Online versions of the story

Watch and Listen

Freddie's friendly farm for Toddlers <https://www.youtube.com/watch?v=uMw3kG371JI>

Youth Friendly by Saddleback Kids https://www.youtube.com/watch?v=dhh7Oo-e_X8

Love is by Sharefaithkids https://www.youtube.com/watch?v=HA5_oVhI9yE

Object lesson on God's love <https://youtu.be/qN1nh50Sa74>

Dance and Sing

Love will never fail by Kid spring <https://www.youtube.com/watch?v=KS5or9cSLnE>

Learn to love by Saddleback kids <https://www.youtube.com/watch?v=MqXFh9T4vBQ>

God's love is bigger than a burger <https://www.youtube.com/watch?v=935-QGQ2Cfk>

Shine from the inside <https://www.youtube.com/watch?v=Btbzli8sR1o>

Ideas to Retell/Explore the Story

1 Corinthians 13 Shout Out

Use this responsive version of the passage together. The children shout the bits in bold. It reinforces the messages of 1 Corinthians and explores what love is and isn't. You could make up some actions to go with the responses.

I am a good person **So What?**

I can speak in different languages **So What?**

I can speak God's words into the world **So What?**

I can understand all God's secret messages **So What?**

I can pray, believing miracles can happen **So What?**

I can feed the poor **So What?**

If I do all these things but don't love people, then it's pointless.

What is Love? Love is Patient and Love is Kind

Is love jealous? **NO!**

Is love boasting? **NO!**

Is love angry? **NO!**

Is love rude? **NO!**

Is love selfish? **NO!**

Does love trust? **YES!**

Does love hope? **YES!**

Is love strong? **YES!**

Does love end? **NO! NO! NO! NO! NO!**

What Time Is It? Game

This is a version of the playground game *What time is it, Mr Wolf?* The aim is to have fun whilst exploring the theme, thinking about how 1 Corinthians challenges us by saying that we might give to the poor, help those who need it, support charities, do good things that Christians do but unless we truly LOVE people, it's all pointless.

The game can be played with 2 people or more. One person stands with their back to the group (this is the teller), the rest of the group stand as far away as possible. They ask 'What time is it?' The teller shouts examples of good deeds e.g. It's time to give to the poor, it's time to help your mum, it's time to be kind and so on. With each response, the group takes two steps closer. When the teller is ready, they answer with 'It's time to LOVE', then they turn and try to catch someone before they escape. Whoever gets caught gets a big love hug and the chance to be the teller.

Love is Storyboard

Take a large piece of paper and put it up somewhere in your house where everyone can see it. Write LOVE IS.....on the paper.

During the week, encourage everyone in the family to add pictures to the love storyboard of what love looks like. They can be pictures found in magazines or newspapers, or they could be pictures that you have taken of others showing love. Try to encourage each other to notice the examples of tough love, love that took effort, love that was changing people or situations, love that was messy or complicated. Let's create something that speaks of 1 Corinthians 13 in today's world, not just the gushy pink love heart responses that are easy to do.

Modern Parables

Here are some story books that you might like to read together exploring the same theme:

What colour is love? By Linda Strachan and David Wojtowycz

<https://www.youtube.com/watch?v=XrXYyAFssJ4>

Owl Babies by Martin Waddell <https://www.youtube.com/watch?v=TPQRiSTYFH0>

The Invisible string by Patricia Karst <https://www.youtube.com/watch?v=2rZNTff35Aw>

Table Top Discussions

Make a simple paper plate spinner by taking a paper plate and marking it into sections. Then write the attributes of love mentioned in 1 Corinthians 13, one in each section: patient, kind, not jealous, etc. Take it in turns to spin the pen on the plate and then discuss together whichever attribute it lands on.

Where have you seen examples of this today?

Have you shown this today?

How difficult do you find this one?



What's in the box?



What treasures can you find to put in the box for your little ones to explore?

Perhaps older children could help find the things.



Use a box or a bag to hold the treasures and encourage any little ones to explore what's in the box/bag each week to go with the Bible story.

This week's Bible story is:

Love is... So What?

1 Corinthians 13



Two teddies or puppets

Something
with rainbow
colours for
God's promise



Heart shapes
of different
sizes and
textures



Some rough
materials



Some soft materials



A smiley face –
maybe on a
paper plate or a
wooden spoon



As with all small things, please be aware of the risk of these being put into mouths, eyes, noses and ears. Please supervise small children!


Pray Together

Spinner Prayers



You will need: Thick white card
(or cardboard with white paper glued on top)
Scissors
A penny
Colouring pens


Cut a circle out of thick card, the thicker the better.
Cut a small slit in the centre for the penny to fit in.
Colour the top with different colours (try to think about what colours it will make when they are merged e.g. red and blue patterns will spin green) or write the words of 1 Corinthians 13 on the spinner in a spiral.
Insert the penny and you are ready to spin.



Take a breath and relax, be still and quiet for a while.

Read 1 Corinthians 13 and consider how love is a tough thing, it takes effort and is hard work.

As you spin the spinner, watch how the patterns on top change and merge.



Ask God to fill you with His love.

Ask God to help you to make a difference to others by loving them.

Thank God for those who have loved you.

Celebrate that God's love changes people and situations.

Prayer Ball

Write the words of 1 Corinthians 13 v 4-7 which describe what Love is. Tape them onto a ball, and then either pass it to other family members or bounce it off the wall and catch it. When you catch it, look at which word is facing you. Think about the times when you have not been kind or for when you have been boastful etc. and ask God to forgive you and help you to try harder. Think about times in the coming week when you might need God's help to think, speak and act with love.



Pray Together

Rocky Road Prayers

It can be good to pray whilst cooking something. In some religions it is customary to pray a blessing over everything you cook. We can do that too.

You will need: 135g butter or margarine
200g cooking chocolate
2-3 tbsp golden syrup
200g digestive or Rich Tea biscuits
100g mini marshmallows (or big marshmallows, chopped up)
You can also add up to 100g additional ingredients if you choose – any dried fruit, nuts, popcorn, honeycomb – anything you think might go nicely. Remember about allergies though!



Grease and line a tin or baking tray with baking paper. Remember that God puts us into all sorts of different situations – some sticky and some smooth – but is always with us. Place the biscuits in a freezer bag and bash them with a rolling pin or your fist until they are broken into a mixture of crumbs and bigger pieces about the size of a fifty pence piece but no bigger.

Sometimes we get angry – this is a good opportunity to work out some of your anger if there's any inside you, and give it all to God.

Put the chocolate, the syrup and the butter/margarine in a large pan on the stove and melt slowly, mixing together all the time.

As you stir, remember that God stirs us up to deal with our anger through loving ways.



Once the chocolaty mix is melted, allow it to cool before adding in your broken biscuits, your marshmallows and any other dry ingredients you have chosen to add. Stir everything round until all your dry ingredients are coated completely with the chocolate mix. If your mixture is too warm, the marshmallows will melt slightly – it's up to you which you prefer!

Life can sometimes feel like a rocky road so we need to ask God to help us to face everything with love. It can mean getting messy sometimes – love is not always sloppy and easy – sometimes it can be tough and a real challenge.

Put the mixture into the dish you have prepared and press down firmly. Now, if you can resist the temptation to eat it straight away, put it in the fridge for two hours so that it sets firmly.

I wonder whether you can remember a time when you've found it difficult to show love? How could you do it differently?

I wonder in what ways you think the world might be different if everyone acted through love?

I wonder whether you have to like someone in order to love them?



I wonder why Paul said that LOVE was the most important of all things?

I wonder what aspect of love you find most difficult to show and what you might do to help you get better at this?



TO DO TOGETHER...

Heart Bunting

You will need: A heart-shape template cut from card
Pieces of coloured card or fabric
Ribbon
Double sided tape or glue

What you do:

If using fabric, fold each piece in half and place the template onto upper side with the top of the heart against the fold so that, when you cut round the template, you have two heart shapes joined at the top.

Open them out and attach the ribbon inside, just below the fold. Glue the two hearts together, sandwiching the ribbon in the middle.

If using card, cut out heart shapes using the template and attach the ribbon using glue or double-sided tape.

Hang your bunting to remind you of how important love is.





TO DO TOGETHER...

Mini Cymbals and Castanets

You will need: Two bottoms of tube crisp packets or lids from food cans (not ring pull) – check edges are not sharp!
Ribbon
Two crown-crimped bottle tops (from glass coke bottles or beer bottles)
A large strip of card from a cardboard box about 6cm x 13cm
Two narrow strips from the same box about 7cm x 2cm
Blu-tak

What you do:

Mini Cymbals

Cut two strips of ribbon and attach them to the crisp tube bottoms or the food can lids.



Castanets

Take the large strip and mark it with two lines in the middle, and fold on these lines.

Attach the two narrow strips of card to create loops for your fingers to fit on the outside of your castanets.

Place two blobs of Blu-tak inside and stick the bottle tops onto them with the open side towards the cardboard.

Decorate them as you wish.



Now you have some cymbals and come castanets, or you could simply bash a metal saucepan lid with a wooden spoon. Make a loud noise like a cymbal and remember that this is what we are like without LOVE.





TO DO TOGETHER...

Invisible String Rope

You will need: Several lengths of coloured wool

What you do:

Cut 6 equal lengths of wool.

Tie ends of wool together in a knot.

Tie end to a secure location (a doorknob is perfect for this).

Begin twisting.

Be sure to gently pull on the wool as you twist to keep it taut.

Hold the end tightly.

Place one finger on the middle.



Fold the rope in half and hold this end.

This is where it gets fun.

Let go of the other end and watch it twist.

Gently smooth it out until you have an amazing colourful rope.

Remember that love is like an invisible string, which connects you to all the people who love you even when they are not there with you. Perhaps you could read the book "The invisible string" which is mentioned in the section on Modern Parables.



Walking the Way

Living the life of Jesus today

**Our Walking the Way Challenge
this time is...**

At Home:

Create a prayer jar. Find a clean and empty jar or container and into it put strips of paper with the names of everyone you can think of: friends and family, neighbours, but also people you don't particularly like or get along with. Each day, pull a strip of paper out of the jar at random, read the name and pray for that person, asking God to bless them.

Outside:

When we act in love we often say that we will "go the extra mile". Think about this when you're out and about. See if you can push yourself to walk a bit further, take a longer or more difficult route, throw in a bit of extra exercise. If you are in a chair, maybe there is a part of your body you could work a bit harder while someone else is pushing – maybe an extra big smile or shout of joy as people pass! If you start to feel a bit tired, remember that love lasts for ever.

For Others:

This is definitely a week for random acts of kindness, maybe especially kindness during rocky times. Can you share some of your rocky road, perhaps, with someone you need to show kindness to? Can you be a bit more flexible and cut people some slack when they annoy you? Can you give some encouragement to those young people doing mock exams at the moment? Can you make the bed for someone in your family?



The
United
Reformed
Church

**families
on faith adventures**

at home

Adventurers Go!

You've shared together, now share with us!

Why not send photos of your crafts, your treasure boxes, your Walking the Way challenges - or dress up to make a tableau of the Big Story and take a photo to send in.

Email your photos to: lorraine.webb@urc.org.uk
with parental permission for them to be used in publicity and online URC social media.

Alternatively, share them on our Facebook page
<https://www.facebook.com/URCchildren.and.youth/>

Remember you can find more resources on our website:
<https://urc.org.uk/resources-for-children-and-youth>

And if you've enjoyed these activities, why not see whether your local church runs Pilots or Friends on Faith Adventures (FOFA) when things get back to normal again.

Created for you by Nicola Grieves (Eastern Synod), Judy Harris (National Synod of Wales), Hannah Middleton (Northern Synod), Philip Ray (Wessex Synod, North), Lorraine Webb (Programme Officer for CYW), and Ruth White (Wessex Synod, South) on behalf of the CYDO+ and Children's and Youth Work team and Pilots.



The
United
Reformed
Church