

Welcome to Families on Faith Adventures @ Home!

This resource has been put together for you by the United Reformed Church Children's and Youth Work team and the synod CYDOs and their equivalents.

We hope you will enjoy sharing a time of faith and fellowship together as a family through these stories, games, activities and prayers. They are designed as a 'pick and mix' of ways to experience God's message through the Bible, exploring what it means to you and express that in words and action. They are not linked to the lectionary but can be used in any order as we explore all the different parts of the Bible.

The Walking the Way challenges are one way of continuing our walk with Jesus throughout the week.

These ideas are designed to be intergenerational - maybe even to be shared with members of the family you can't see now except via the internet.

The resources are based on our non-uniformed children's groups, Friends on Faith Adventures and Pilots, but have been modified to make them suitable for all families at home.

*These activities are planned to be used together as a family and under adult supervision. Please be aware of your family's ages and abilities as some activities may need more adult support than others. **Stay safe and have fun!***

This week's Bible story is:

Nothing's Impossible In God's Time

John 11



With many varieties of activities and things to do to help explore the theme. Look out for this 'hands on' symbol.

Get to know your Bible

The Bible is like a library made up of 66 books written by many different people over many years.

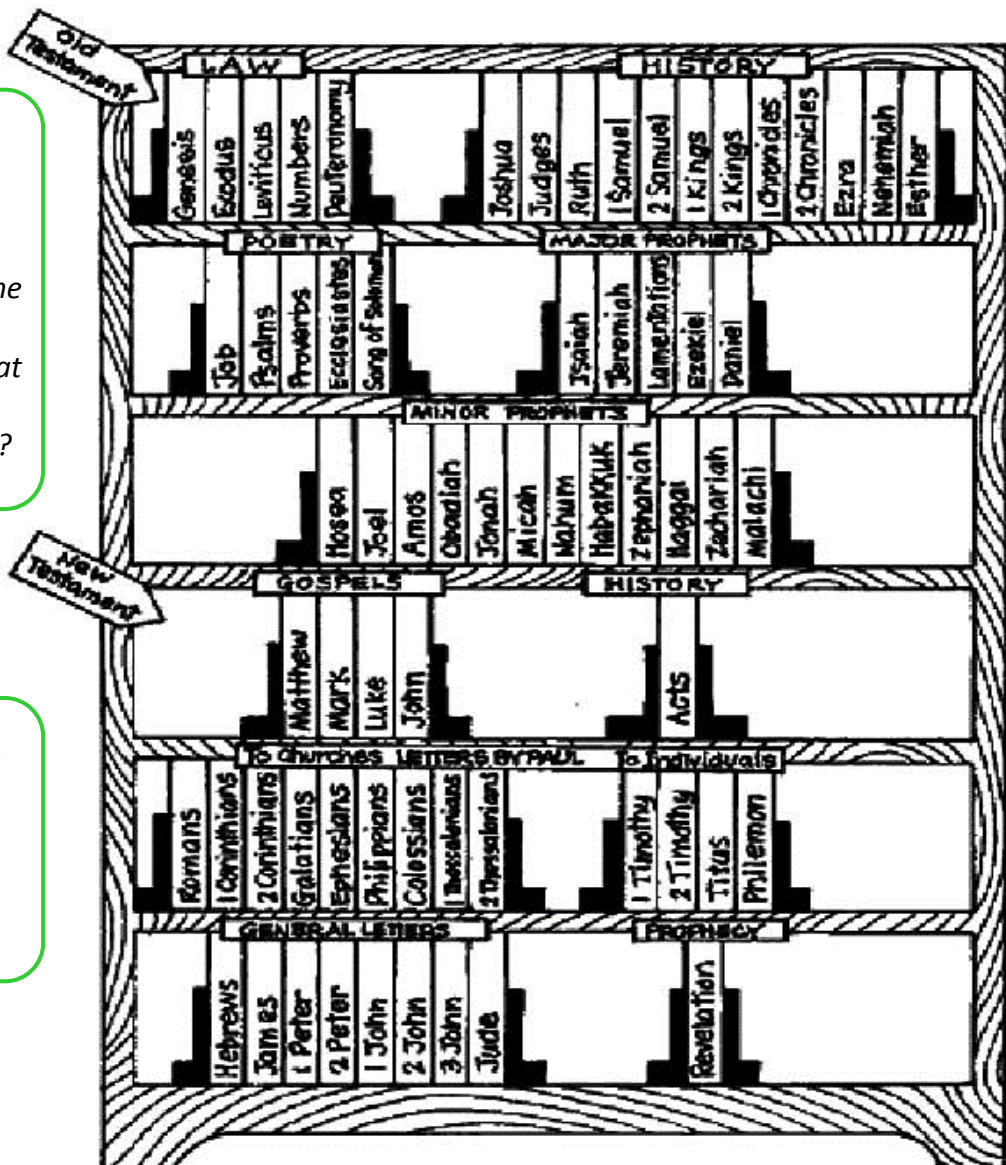
The Old Testament books were written before Jesus was born. They are the holy stories he would have grown up hearing and reading. There are 39 of these.

The New Testament tells us the stories of Jesus and his followers. There are 27 books in the New Testament.



Can you find and colour the book on the bookshelf that this week's story is from?

If you have a Bible, see if you can find the story in there.



You could print this out once and colour each new book on the bookshelf as you read stories from it.

Bible context – John

The book of John is believed to have been written by John the disciple of Jesus around 80 – 90 CE. John wants his readers to realise that Jesus was God's Son, part of the Trinity. John was a normal, working class fisherman when he met Jesus and became a disciple. John's writing relates well to everyday people and is often the first book in the Bible that new Christians will read.

Online versions of the story

Watch and listen

Cartoon version by Crossroads Kids <https://www.youtube.com/watch?v=1FT04jjh3Q8>

Cartoon by Saddleback kids <https://www.youtube.com/watch?v=Dca8SSxXCmM>

Retold by children https://www.youtube.com/watch?v=LBGkca_OXQ

Dance and sing

Every move I make <https://www.youtube.com/watch?v=MPvnZILn6EY>

Healer by Kids Praise <https://www.youtube.com/watch?v=R9iL88qxjHo>

Nothings too big by Doug Horley

https://www.youtube.com/watch?v=Yopo6DvV9Z8&list=RDYopo6DvV9Z8&start_radio=1

The story sung by Carman <https://www.youtube.com/watch?v=zWR534c5cr4>

Rise up by Cain <https://www.youtube.com/watch?v=pw8lqPHRBr4>

The Story – John 11 (adapted from the New International Readers Version)

A man named Lazarus was sick. He was from Bethany, the village where Mary and her sister Martha lived. It was their brother Lazarus who was sick in bed. So the sisters sent a message to Jesus. "Lord," they told him, "the one you love is sick."

When Jesus heard this, he said, "This sickness will not end in death. No, it is for God's glory. God's Son will receive glory because of it." Jesus loved Martha and her sister and Lazarus. So after he heard Lazarus was sick, he stayed where he was for two more days. And then he said to his disciples, "Let us go back to Judea. Our friend Lazarus has fallen asleep," he said. "But I am going there to wake him up."

His disciples replied, "Lord, if he's sleeping, he will get better." Jesus had been speaking about the death of Lazarus. But his disciples thought he meant natural sleep.

So then he told them plainly, "Lazarus is dead. For your benefit, I am glad I was not there. Now you will believe. But let us go to him."

When Jesus arrived, he found out that Lazarus had already been in the tomb for four days. Bethany was less than two miles from Jerusalem. Many Jews had come to Martha and Mary. They had come to comfort them because their brother was dead. When Martha heard that Jesus was coming, she went out to meet him. But Mary stayed at home.

"Lord," Martha said to Jesus, "I wish you had been here! Then my brother would not have died. But I know that even now God will give you anything you ask for."

Jesus said to her, "Your brother will rise again."

Martha answered, "I know he will rise again. This will happen when people are raised from the dead on the last day."

Jesus said to her, "I am the resurrection and the life. Anyone who believes in me will live, even if they die. And whoever lives by believing in me will never die. Do you believe this?" "Yes, Lord," she replied. "I believe that you are the Messiah, the Son of God. I believe that you are the one who is supposed to come into the world."

After she said this, she went back home. She called her sister Mary to one side to talk to her. "The Teacher is here," Martha said. "He is asking for you." When Mary heard this, she got up quickly and went to him. Jesus had not yet entered the village. He was still at the place where Martha had met him. Some Jews had been comforting Mary in the house. They noticed how quickly she got up and went out. So they followed her. They thought she was going to the tomb to mourn there.

Mary reached the place where Jesus was. When she saw him, she fell at his feet. She said, "Lord, I wish you had been here! Then my brother would not have died."

Jesus saw her crying. He saw that the Jews who had come along with her were crying also. His spirit became very sad, and he was troubled. "Where have you put him?" he asked. "Come and see, Lord," they replied.

Jesus wept.

Then the Jews said, "See how much he loved him!"

But some of them said, "He opened the eyes of the blind man. Couldn't he have kept this man from dying?"

Once more Jesus felt very sad. He came to the tomb. It was a cave with a stone in front of the entrance. "Take away the stone," he said.

"But, Lord," said Martha, the sister of the dead man, "by this time there is a bad smell. Lazarus has been in the tomb for four days."

Then Jesus said, "Didn't I tell you that if you believe, you will see God's glory?"

So they took away the stone. Then Jesus looked up. He said, "Father, I thank you for hearing me. I know that you always hear me. But I said this for the benefit of the people standing here. I said it so they will believe that you sent me."

Then Jesus called in a loud voice. He said, "Lazarus, come out!" The dead man came out. His hands and feet were wrapped with strips of linen. A cloth was around his face. Jesus said to them, "Take off the clothes he was buried in and let him go."



Ideas to retell/explore the story

Impossible challenges

Miracles are God doing the impossible. Have some fun exploring that idea with these 'impossible' challenges. They are not really impossible just very tricky. You could set it as a competition in the family.

Cup and Ball

Have a go at making the cup and ball in this resource and challenge each other to a competition: who can release and catch the ball the most times in one go.

Boomerang

Have a go at making the boomerang demonstrated by Bruce on <https://youtu.be/T2Vml3o7Bdo>. See if you can get it to work - it's tricky!

On a roll

This is almost impossible. Put a Malteser on your eye (Head tilted back) then get it to roll down your face into your mouth.

Catching a worm

A fun task that takes patience. Worms come up to the surface if they think its raining. So, on your knees, tap the ground continuously to see if you can charm a worm to the surface (Be careful not to hurt the worm) You can do your best Jesus impersonation and keep saying "Worm, come forth/come out".



Science Experiments – the art of waiting/changing

This story talks about people waiting for something to happen, watching and waiting. Have some fun as you explore this theme with these simple science experiments, all of them need you to wait for the change to take place.

Raisins are rising

Make raisins dance about in water, rising up and dropping again in a continuous pattern.

You will need:

- A few raisins/currants*
- A glass of water*
- Baking soda*
- White vinegar*

*Fill a glass $\frac{3}{4}$ with water, add the raisins that will sink
Add one tablespoon of baking soda and mix to dissolve
Add 2tablespoons of white vinegar and mix again
Now wait and watch - The raisins will begin to develop bubbles then eventually will float up
They will then sink again and so it will continue*

(Science bit, the gas created in the bubbles makes the raisins rise up, once the bubbles burst they sink again)

Bouncy Eggs

*Turn an egg to ‘rubber’ and watch it bounce
This experiment can take up to a whole week to achieve, but it’s worth the wait.*

You will need:

- One egg*
- A glass*
- White vinegar*

*Put the egg into a glass and cover with white vinegar
Put it to one side, check on it each day
After around 3-5 days, you will see the egg become translucent
Wash off the outside white film of the egg and you will be left with a ‘rubbery’ egg that can be bounced gently from a few inches high
Always bounce it onto a plate as the egg is still raw and can break
How high can you drop it from before it breaks?*

Dinner table Chat Activities

Hunt out positive stories

Take some time to celebrate the good news stories that are around, stories that make you smile and feel happy; they need hunting out as they are often hidden amongst the negative. Share them all week as you eat together.

What's in the box?



What treasures can you find to put in the box for your little ones to explore?

Perhaps older children could help find the things.



Use a box or a bag to hold the treasures and encourage any little ones to explore what's in the box/bag each week to go with the Bible story.

This week's Bible story is:

Nothing's Impossible In God's Time

John 11



Happy and sad faces

A toy dressed as Jesus



Something with rainbow colours for God's promise




A toy who can be bandaged up with bandages or toilet roll



Unbreakable clock or watch



A flag or a party blower for celebration



Tissues
(don't expect them back)



Dark fabric



Pray Together

Bread Prayers

God provides for all our needs; satisfying our hunger, both physical and spiritual. Jesus will be with us through the difficult times and the good. Nothing is too big or impossible for God but we must learn to trust and to be patient.

When you make bread, you mix up the ingredients and, as they come together, the yeast works with the other ingredients and makes the bread rise.

Have a go at making some bread. If you do not have the ingredients, you can get a packet of bread mix which is all ready and you just have to add water.

As you knead the mix and then knead the dough, ask God to help you in the difficult times.

As you mould the dough into a loaf or some rolls, ask God to mould you and be your guide.

As you wait for the dough to rise, take time to be still with God. Find somewhere quiet and talk to God about the things you find impossible or too big to deal with. Ask God to help you and know that, no matter what, God is always with you. But as the dough takes time to rise, so you can't hurry God. God will act when the time is right.

When the bread has proved, you can bake it.

Share the bread together and give thanks for all that God provides.

Jesus said, "I am the bread of life, he that comes to me will never be hungry."



Pray Together

Rainbow Prayers

You will need packet of Smarties or Skittles.



Choose a different colour Smartie or Skittle for different types of prayer. For example:

- Yellow - Dear God Please help me to be patient...
- Red - Dear God help me to know you are close when I am scared...
- Green - Dear God thank you for...
- Blue - Dear God please help when I find things impossible...

Amen

Put the Smarties/Skittles around the edge of a plate and, when you have all added your prayers, pour some hot water into the middle of the plate until it reaches all the sweets. Sit quietly and watch as the

prayers combine with the colours. When the colours all join up you can say 'Amen' together.

You can watch the rainbow prayers here <https://youtu.be/cvUzNgvc8xs>

Please can you help us?

Families on Faith Adventures @ Home

Let us know how many families use our resources each. This is an anonymous survey. If you wish to identify yourself please email lorraine.webb@urc.org.uk instead.

Do you use Families on Faith Adventures @ Home? Checkboxes

Yes, every week

No, I use other resources or make my own

Yes, I occasionally use it

I don't use it myself but send it on to others

I use it and pass it on to a friend or family member

Other...

Add option

How do you usually get your copy?

I downloaded it from URCLB (<https://moodle.urc.org.uk/course/view.php?id=428§ion=1>)

I downloaded it from the website (<https://urc.org.uk/resources-for-children-and-youth/>)

Someone emails it to me

Someone prints it and sends it to me

Other...

Do you have any other comments you would like to share with the writing group?

Long answer text

We NEED to know how many families use this resource.

We know everything these days seems to come with a survey or evaluation attached, but we would love you to let us know if you use Families on Faith Adventures @ Home.

Perhaps you would follow this link and just tell us you're using the resource. The survey will only take seconds to complete and is completely anonymous. No catch, no subscription, no unwanted mail.

<https://forms.gle/K35JMyQL1LbPJADT8>

or



or you could email us at lorraine.webb@urc.org.uk

I wonder why Jesus didn't just heal Lazarus when he was sick?

I wonder how the sisters felt and what they thought when Jesus didn't come to help Lazarus right away?

I wonder whether you think Lazarus was changed by his experience?



I wonder who you identify with in this story and which part of the story you will remember best?


I wonder whether you've ever experienced waiting for God?



TO DO TOGETHER...

Messy play for Lazarus

Cogs



You will need:

Or alternatively

- Cog template
- Some thick card
- Cocktail sticks
- Pringle lids
- Ice lolly sticks
- Milk Bottle tops
- Pop bottle tops

What you do:

Cut the individual cog shapes out carefully. Stick them onto some thick card and cut the shape out. (This may need a grown up) Cut a hole in the base board the size of a marble. Place the biggest cog over the hole so that, when the cog turns, you can see the hole in the base board through the hole in the cog once every rotation.

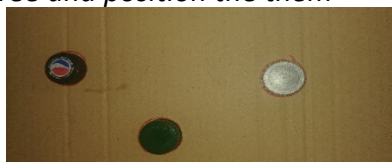
Decorate your cogs. Position them so that they connect using a drawing pin, and then secure them in place using cocktail sticks.

Place a marble in a cut out on the last cog.

Turn the first cog and see them all turn in different directions, and wait, wait, wait until plop, the marble falls.

Alternatively... Cut slits around a Pringle lid and insert the half ice lolly sticks.

Secure them in the middle using glue or strong tape - we don't want the sticks moving about. Attach a milk bottle top to the cog with the open side outwards. Glue a pop bottle top onto the base board in the correct position to stop the cogs moving about too much, but so they can rotate freely. Make three and position them in the same way as above.






TO DO TOGETHER...

Cup and Ball

You will need: A paper or plastic cup
 A large balloon
 A lightweight ball



What you do:

Cut the end off the cup.

Tie the bottom of the balloon and cut the other end of the balloon off. Stretch it over the bottom of the cup and Sellotape in place.

Place the ball in the cup and fire it up into the air by stretching the balloon and letting go. Try and catch the ball again. Or place a bucket on the floor and see if you can get the ball into the bucket.

You can make this a two-person game by making two and trying to get the ball into the other persons cup.

We must have patience and wait to achieve things - keep trying and you'll get there in the end.



Real life Jack in the box

You will need: A box or some furniture to hide behind

What you do:

Hide in a box or behind something.

Wait, wait, wait and then pop out like a jack in the box.

Can you wait long enough to surprise someone unsuspecting?



TO DO TOGETHER...

Clock Prayer Activity



You will need:

- Paper
- Card (recycled cereal box etc)
- Pens or crayons
- Brass fastener




What you do:

Use the template attached or draw your own clock by drawing around a tea plate.

Stick onto card and cut out.

Colour your clock. You might want to place stickers or pictures at times you particularly talk to God:

e.g. Thank you for meals, for friends and before you sleep or when you wake up!



Using a sharp point knitting needle, compass point or scissors, make a hole in the centre of your clock where marked and also on the pointers – make sure you do not put the hole too close to the edges. You may need a grown up to help with this bit, and it can help to put a lump of blu-tack or plasticine behind the piece of paper you are making the hole in to protect your fingers or the table top. Put the pointers together with the brass fastener and attach to your clock.
If you wish place a loop on the back to hang up.

GAMES

The Great Escape

Take some toys or small items that the children like to play with and put them in a Tupperware container filled with water. Leave it in the freezer till fully frozen. Then give the children some simple tools, spoons, toy hammers etc. the aim of the game is to free the toy. It takes patience and time but is a lot of fun.



The
United
Reformed
Church

families
on faith adventures

at home

Walking the Way

Living the life of Jesus today

**Our Walking the Way Challenge
this time is...**

At Home:

Make a prayer journal by decorating a notebook. Write your prayers down in the journal. Each week look back at the things you have written and see whether you have become aware of God's answers to those prayers in God's time.

Outside:

Lazarus was dead but Jesus filled him with new life. While you are out and about, look out for signs of new life. We usually associate this with spring, but the summer brings growth and change too. Can you see the brighter green of new leaves on trees and shrubs, fruit starting to appear on the bushes and trees, summer flowers beginning to appear? What about you? Have you changed during lockdown? What signs can you find of new growth in your life? Even coming out of lockdown can feel like having life restored in some ways. Thank God that nothing is impossible.

For Others:

Sometimes we have to wait for good things to happen. Send a letter or a card through the post to a friend or a relative you haven't seen for a long time and then tell them to watch the letter box until it arrives. We don't often get post nowadays but it is quite special to get something that tells you someone is thinking of you. Who knows, they might even write back!



The
United
Reformed
Church

**families
on faith adventures**

at home

Adventurers Go!

You've shared together, now share with us!

Why not send photos of your crafts, your treasure boxes, your Walking the Way challenges - or dress up to make a tableau of the Big Story and take a photo to send in.

Email your photos to: lorraine.webb@urc.org.uk
with parental permission for them to be used in publicity and online URC social media.

Alternatively, share them on our Facebook page
<https://www.facebook.com/URCchildren.and.youth/>


Remember you can find more resources on our website:
<https://urc.org.uk/resources-for-children-and-youth>

And if you've enjoyed these activities, why not see whether your local church runs Pilots or Friends on Faith Adventures (FOFA) when things get back to normal again.

Created for you by Nicola Grieves (Eastern Synod), Judy Harris (National Synod of Wales), Hannah Middleton (Northern Synod), Philip Ray (Wessex Synod, North), Lorraine Webb (Programme Officer for CYW), and Ruth White (Wessex Synod, South) on behalf of the CYDO+ and Children's and Youth Work team and Pilots.



Templates



Templates

